



Consolidated Financial Statements for the year ended 31 December 2024



ETIHAD ETISALAT COMPANY
(A SAUDI JOINT STOCK COMPANY)
CONSOLIDATED FINANCIAL STATEMENTS
FOR THE YEAR ENDED
31 DECEMBER 2024
TOGETHER WITH INDEPENDENT AUDITOR'S REPORT

Contents	Page
Independent auditor's report	2-8
Consolidated statement of financial position	9
Consolidated statement of profit or loss	10
Consolidated statement of comprehensive income	11
Consolidated statement of cash flows	12
Consolidated statement of changes in shareholders' equity	13
Notes to the consolidated financial statements	14-61



ERNST & YOUNG PROFESSIONAL SERVICES (PROFESSIONAL LLC)
Paid-Up Capital (SR 5,500,000 - Five Million Five Hundred Thousand Saudi Riyal)
Head Office
Al Faisaliah Office Tower, 14th Floor
King Fahad Road
P.O. Box 2732, Riyadh 11461
Kingdom of Saudi Arabia

C.R. No. 1010383821

Tel: +966 11 215 9898

+966 11 273 4740

Fax: +966 11 273 4730

ey.ksa@sa.ey.com

<https://www.ey.com>

INDEPENDENT AUDITOR'S REPORT

To the Shareholders of Etihad Etisalat Company

(A Saudi Joint Stock Company)

Opinion

We have audited the consolidated financial statements of Etihad Etisalat Company (“the Company”) and its subsidiaries (collectively referred to as “the Group”), which comprise the consolidated statement of financial position as at 31 December 2024, and the consolidated statement of profit or loss, consolidated statement of comprehensive income, consolidated statement of cash flows and consolidated statement of changes in shareholders’ equity for the year then ended, and notes to the consolidated financial statements, including material accounting policy information.

In our opinion, the accompanying consolidated financial statements present fairly, in all material respects, the consolidated financial position of the Group as at 31 December 2024, and its consolidated financial performance and its consolidated cash flows for the year then ended in accordance with IFRS Accounting Standards that are endorsed in the Kingdom of Saudi Arabia and other standards and pronouncements that are endorsed by the Saudi Organization for Chartered and Professional Accountants.

Basis for Opinion

We conducted our audit in accordance with International Standards on Auditing that are endorsed in the Kingdom of Saudi Arabia. Our responsibilities under those standards are further described in the Auditor’s Responsibilities for the Audit of the Consolidated Financial Statements section of our report. We are independent of the Group in accordance with the International Code of Ethics for Professional Accountants (including International Independence Standards) that is endorsed in the Kingdom of Saudi Arabia that is relevant to our audit of the consolidated financial statements, and we have fulfilled our other ethical responsibilities in accordance with that Code. We believe that the audit evidence we have obtained is sufficient and appropriate to provide a basis for our opinion.

Key Audit Matters

Key audit matters are those matters that, in our professional judgment, were of most significance in our audit of the consolidated financial statements of the current period. These matters were addressed in the context of our audit of the consolidated financial statements as a whole, and in forming auditor’s opinion thereon, and we do not provide a separate opinion on these matters. For each matter below, our description of how our audit addressed the matter is provided in that context.

We have fulfilled the responsibilities described in the Auditor’s responsibilities for the audit of the consolidated financial statements section of our report, including in relation to these matters. Accordingly, our audit included the performance of procedures designed to respond to our assessment of the risks of material misstatement of the consolidated financial statements. The results of our audit procedures, including the procedures performed to address the matters below, provide the basis for our audit opinion on the accompanying consolidated financial statements.

INDEPENDENT AUDITOR'S REPORT
To the Shareholders of Etihad Etisalat Company
(A Saudi Joint Stock Company) (continued)

Key Audit Matters (continued)

Key audit matter	How our audit addressed the key audit matter
<p>Revenue recognition</p> <p>The Group's revenue amounting to SR 18.2 billion for the year ended 31 December 2024 consists primarily of telecommunication data packages and use of the network subscription fees.</p> <p>We considered this a key audit matter as the application of accounting standard for revenue recognition in the telecommunication sector includes number of key judgments and estimates.</p> <p>Additionally, there are inherent risks about the accuracy of revenues recorded due to the complexity associated with the network environment, dependency on IT applications, large volumes of data, changes caused by price updates and promotional offers affecting the various products and services offered, as well as the materiality of the amounts involved.</p> <p><i>Refer to note 5.12 to the consolidated financial statements for accounting policy relating to revenue recognition, note 6.10 for the accounting estimates, assumptions and judgements and note 32 for the related disclosures.</i></p>	<p>Our audit procedures included, among others, the following:</p> <ul style="list-style-type: none"> • Involved our IT specialists to test the design, implementation and operating effectiveness of system internal controls related to revenue recognition. • Assessed the Group's revenue recognition policies for compliance with IFRS Accounting Standards that are endorsed in the Kingdom of Saudi Arabia and other standards and pronouncements that are endorsed by the Saudi Organization for Chartered and Professional Accountants. • Inspected a sample of revenues reconciliations between the primary billing system and the general ledger. • Tested, on a sample basis, the accuracy of customer invoice generation and tested a sample of the credits and discounts applied to customers invoices. • Tested, on a sample basis, customers cash receipts back to the invoice. • Tested transactions which took place before and after year-end to check that revenue is recognized in the appropriate period. • Performed analytical procedures by comparing expectations of revenues with actual results and analyzed variances. • Assessed the adequacy of the relevant disclosures in the consolidated financial statement.

INDEPENDENT AUDITOR'S REPORT
To the Shareholders of Etihad Etisalat Company
(A Saudi Joint Stock Company) (continued)

Key Audit Matters (continued)

Key audit matter	How our audit addressed the key audit matter
Allowance for impairment of trade receivables	
<p>As at 31 December 2024, the Group's gross trade receivables amounted to SR 6.3 billion against which an impairment allowance of SR 2.4 billion is maintained.</p> <p>The Group uses the expected credit loss model (ECL) as required by IFRS Accounting Standards that are endorsed in the Kingdom of Saudi Arabia and other standards and pronouncements that are endorsed by the Saudi Organization for Chartered and Professional Accountants to calculate allowance for impairment in trade receivables.</p> <p>The key area of judgement includes assumptions used in ECL model in determining probability of default and loss given default.</p> <p>We considered this as a key audit matter as it involves complex calculations and use of assumptions by management in addition to the materiality of the amounts involved.</p> <p><i>Refer to note 5.5.1.4 to the consolidated financial statements for accounting policy relating to allowance for impairment of trade receivables, note 6.2 for the accounting estimates, assumptions and judgements and note 15 for the related disclosures.</i></p>	<p>Our audit procedures included, among others, the following:</p> <ul style="list-style-type: none"> • Assessed the design, implementation, and operating effectiveness of the key controls over the following: <ul style="list-style-type: none"> - Recording of trade receivables and settlements; and - Trade receivables aging reports. • Tested the completeness and accuracy of data used in the ECL calculation. • Involved our internal specialist to assess reasonableness of the significant estimates and assumptions, including probability of default, loss given default and those relating to future economic events that are used to calculate the expected credit loss. • Tested the mathematical accuracy of the ECL model. • Assessed the adequacy of the relevant disclosures included in the consolidated financial statements.



INDEPENDENT AUDITOR’S REPORT
To the Shareholders of Etihad Etisalat Company
(A Saudi Joint Stock Company) (continued)

Key Audit Matters (continued)

Key audit matter	How our audit addressed the key audit matter
Capitalization of property and equipment	
<p>The Group has material capital expenditures plan and therefore incurs significant annual expenditures in relation to the development and maintenance of both infrastructure assets and assets in relation to network and related equipment.</p> <p>Costs related to upgrading or enhancing networks are treated as capital expenditures while expenses spent to maintain the network's operating capacity are recognized as expenses in the same year in which they are incurred. Accordingly, the assessment and timing of whether assets meet the capitalization criteria set out in IAS 16, Property, Plant and Equipment requires judgement.</p> <p>We considered this as a key audit matter since it involves management's assumptions as well as the materiality of the amounts involved.</p> <p><i>Refer to note 5.6 to the consolidated financial statements for accounting policy relating to property and equipment and note 7 for the related disclosures.</i></p>	<p>Our audit procedures included, among others, the following:</p> <ul style="list-style-type: none"> • Tested the design, implementation, and operating effectiveness of key controls in place over the capitalization of property and equipment. • Assessed the Group's capitalisation policy, for compliance with IFRS Accounting Standards that are endorsed in the Kingdom of Saudi Arabia and other standards and pronouncements that are endorsed by the Saudi Organization for Chartered and Professional Accountants. • Tested, on a sample basis, capitalisation of expenditure in compliance with the Group's capitalisation policy. • Assessed the adequacy of the relevant disclosures included in the consolidated financial statements.



INDEPENDENT AUDITOR'S REPORT
To the Shareholders of Etihad Etisalat Company
(A Saudi Joint Stock Company) (continued)

Other information included in The Group's 2024 Annual Report

Other information consists of the information included in the Group's 2024 annual report, other than the consolidated financial statements and our auditor's report thereon. Management is responsible for the other information in its annual report. The Group's 2024 annual report is expected to be made available to us after the date of this auditor's report.

Our opinion on the consolidated financial statements does not cover the other information and we will not express any form of assurance conclusion thereon.

In connection with our audit of the consolidated financial statements, our responsibility is to read the other information identified above when it becomes available and, in doing so, consider whether the other information is materially inconsistent with the consolidated financial statements or our knowledge obtained in the audit or otherwise appears to be materially misstated.

Responsibilities of Management and Those Charged with Governance for the Consolidated Financial Statements

Management is responsible for the preparation and fair presentation of the consolidated financial statements in accordance with IFRS Accounting Standards that are endorsed in the Kingdom of Saudi Arabia and other standards and pronouncements that are endorsed by the Saudi Organization for Chartered and Professional Accountants and the applicable provisions of the Regulations for Companies and Company's By-laws, and for such internal control as management determines is necessary to enable the preparation of consolidated financial statements that are free from material misstatement, whether due to fraud or error.

In preparing the consolidated financial statements, the management is responsible for assessing the Group's ability to continue as a going concern, disclosing, as applicable, matters related to going concern and using the going concern basis of accounting unless management either intends to liquidate the Group or to cease operations, or has no realistic alternative but to do so.

Those charged with governance i.e. the Audit Committee is responsible for overseeing the Group's financial reporting process.



INDEPENDENT AUDITOR'S REPORT
To the Shareholders of Etihad Etisalat Company
(A Saudi Joint Stock Company) (continued)

Auditor's Responsibilities for the Audit of the Consolidated Financial Statements

Our objectives are to obtain reasonable assurance about whether the consolidated financial statements as a whole are free from material misstatement, whether due to fraud or error, and to issue an auditor's report that includes our opinion. Reasonable assurance is a high level of assurance, but is not a guarantee that an audit conducted in accordance with International Standards on Auditing that are endorsed in the Kingdom of Saudi Arabia will always detect a material misstatement when it exists. Misstatements can arise from fraud or error and are considered material if, individually or in the aggregate, they could reasonably be expected to influence the economic decisions of users taken on the basis of these consolidated financial statements.

As part of an audit in accordance with International Standards on Auditing that are endorsed in the Kingdom of Saudi Arabia, we exercise professional judgment and maintain professional skepticism throughout the audit. We also:

- Identify and assess the risks of material misstatement of the consolidated financial statements, whether due to fraud or error, design and perform audit procedures responsive to those risks, and obtain audit evidence that is sufficient and appropriate to provide a basis for our opinion. The risk of not detecting a material misstatement resulting from fraud is higher than for one resulting from error, as fraud may involve collusion, forgery, intentional omissions, misrepresentations, or the override of internal control.
- Obtain an understanding of internal control relevant to the audit in order to design audit procedures that are appropriate in the circumstances, but not for the purpose of expressing an opinion on the effectiveness of the Group's internal control.
- Evaluate the appropriateness of accounting policies used and the reasonableness of accounting estimates and related disclosures made by management.
- Conclude on the appropriateness of management's use of the going concern basis of accounting and, based on the audit evidence obtained, whether a material uncertainty exists related to events or conditions that may cast significant doubt on the Group's ability to continue as a going concern. If we conclude that a material uncertainty exists, we are required to draw attention in our auditor's report to the related disclosures in the consolidated financial statements or, if such disclosures are inadequate, to modify our opinion. Our conclusions are based on the audit evidence obtained up to the date of our auditor's report. However, future events or conditions may cause the Group to cease to continue as a going concern.
- Evaluate the overall presentation, structure and content of the consolidated financial statements, including the disclosures, and whether the consolidated financial statements represent the underlying transactions and events in a manner that achieves fair presentation.

INDEPENDENT AUDITOR'S REPORT
To the Shareholders of Etihad Etisalat Company
(A Saudi Joint Stock Company) (continued)

Auditor's Responsibilities for the Audit of the Consolidated Financial Statements (continued)

- Plan and perform the group audit to obtain sufficient appropriate audit evidence regarding the financial information of the entities or business units within the Group as a basis for forming an opinion on the consolidated financial statements. We are responsible for the direction, supervision and review of the audit work performed for the purpose of the group audit. We remain solely responsible for our audit opinion.

We communicate with those charged with governance regarding, among other matters, the planned scope and timing of the audit and significant audit findings, including any significant deficiencies in internal control that we identify during our audit.

We also provide those charged with governance with a statement that we have complied with relevant ethical requirements regarding independence, and to communicate with them all relationships and other matters that may reasonably be thought to bear on our independence, and where applicable, actions taken to eliminate threats or safeguards applied.

From the matters communicated with those charged with governance, we determine those matters that were of most significance in the audit of the consolidated financial statements of the current period and are therefore the key audit matters. We describe these matters in our auditor's report unless law or regulation precludes public disclosure about the matter or when, in extremely rare circumstances, we determine that a matter should not be communicated in our report because the adverse consequences of doing so would reasonably be expected to outweigh the public interest benefits of such communication.

for Ernst & Young Professional Services



Hesham A. Alatiqi
Certified Public Accountant
License No. (523)



Riyadh: 21 Sha'ban 1446H
(20 February 2025)

Etihad Etisalat Company (A Saudi Joint Stock Company)

Consolidated statement of financial position as at 31 December 2024

(All amounts in Saudi Riyals thousands unless otherwise stated)

	Notes	31 December 2024	31 December 2023
Assets			
Non-current assets			
Property and equipment	7	18,851,032	19,011,971
Intangible assets	8	6,997,670	7,315,942
Right of use assets	9	2,718,792	2,729,910
Investment in joint venture	10	52,420	11,152
Contract costs	11	4,278	28,673
Contract assets	12.1	89,959	103,402
Financial and other assets	13	304,722	116,109
Total non-current assets		29,018,873	29,317,159
Current assets			
Inventories	14	212,992	150,761
Contract costs	11	359,940	495,107
Contract assets	12.1	1,003,495	929,380
Accounts receivable	15	3,929,559	3,390,534
Due from related parties	16.2	107,332	161,912
Financial and other assets	13	696,921	677,019
Short term Murabaha	17	1,786,374	2,127,814
Cash and cash equivalents	18	1,399,542	1,641,306
Total current assets		9,496,155	9,573,833
Total assets		38,515,028	38,890,992
Shareholders' equity and liabilities			
Shareholders' equity			
Share capital	1	7,700,000	7,700,000
Statutory reserve	19	-	2,648,971
Other reserves	20	(22,669)	26,311
Retained earnings		11,198,161	7,247,325
Total shareholders' equity		18,875,492	17,622,607
Non-current liabilities			
Borrowings	21	5,725,122	6,699,593
Lease liabilities	22	2,061,787	2,044,864
Provision for employees' end of service benefits	23	601,496	554,393
Provision for Decommissioning	24	208,462	206,269
Contract liabilities	12.2	321,510	280,648
Financial and other liabilities	25	309,532	211,892
Total non-current liabilities		9,227,909	9,997,659
Current liabilities			
Borrowings	21	459,588	1,610,848
Lease liabilities	22	1,213,068	1,178,918
Accounts payable	26	3,603,538	3,415,293
Contract liabilities	12.2	831,150	785,828
Due to related parties	16.2	193,439	177,249
Accrued expenses	27	3,281,876	3,078,018
Provisions	28	369,491	615,355
Zakat and income tax	29	117,005	187,009
Financial and other liabilities	25	342,472	222,208
Total current liabilities		10,411,627	11,270,726
Total liabilities		19,639,536	21,268,385
Total shareholders' equity and liabilities		38,515,028	38,890,992


The attached notes from 1 to 45 are an integral part of these consolidated financial statements.



Chief Financial Officer



Chief Executive Officer



Chairman

	Notes	31 December 2024	31 December 2023
Revenue	32	18,206,447	16,762,681
Cost of revenue	33	(8,312,421)	(7,509,193)
Gross profit		9,894,026	9,253,488
Operating expenses			
Selling and marketing expenses	34	(1,344,412)	(1,249,600)
General and administrative expenses	35	(1,208,657)	(1,193,739)
Impairment on accounts receivable and contract assets	12.1,15	(146,316)	(185,629)
Depreciation and amortization	7,8,9	(3,664,224)	(3,647,264)
Total operating expenses		(6,363,609)	(6,276,232)
Operating profit		3,530,417	2,977,256
Other income and expenses			
Share in profit of joint venture	10	43,791	30,053
Finance income	36	174,739	163,741
Finance costs	37	(615,340)	(690,049)
Other income / (expenses), net	38	59,446	(31,833)
Total other income and expenses		(337,364)	(528,088)
Net profit before zakat and income tax		3,193,053	2,449,168
Zakat and income tax	29	(86,205)	(217,191)
Net profit		3,106,848	2,231,977
Earnings per share:			
Basic and diluted earnings per share (in SR)	39	4.03	2.90

The attached notes from 1 to 45 are an integral part of these consolidated financial statements.

Chief Financial Officer

Chief Executive Officer


Chairman

	31 December 2024	31 December 2023
Net profit	3,106,848	<u>2,231,977</u>
<i>Items that will not be reclassified subsequently to profit or loss:</i>		
Actuarial remeasurement of employees' end of service benefits	4,517	(18,641)
Change in fair value of equity investments	(2,764)	(2,742)
Total items that will not be reclassified subsequently to profit or loss	1,753	<u>(21,383)</u>
<i>Items that will be reclassified subsequently to profit or loss:</i>		
Exchange differences on translation of foreign operations	(1,585)	(388)
Cash flow hedge - change in fair value	(2,159)	47,590
Cash flow hedge - reclassified to profit or loss	(42,472)	(108,224)
Total items that will be reclassified subsequently to profit or loss	(46,216)	<u>(61,022)</u>
Other comprehensive loss	(44,463)	<u>(82,405)</u>
Total comprehensive income	3,062,385	<u>2,149,572</u>


The attached notes from 1 to 45 are an integral part of these consolidated financial statements.



Chief Financial Officer



Chief Executive Officer



Chairman

Etihad Etisalat Company (A Saudi Joint Stock Company)

Consolidated statement of cash flows for the year ended 31 December 2024

(All amounts in Saudi Riyals thousands unless otherwise stated)

	Notes	31 December 2024	31 December 2023
CASH FLOWS FROM OPERATING ACTIVITIES			
Net profit		3,106,848	2,231,977
Adjustments:			
Depreciation and amortization	7,8,9	3,664,224	3,647,264
Impairment loss on accounts receivable and contract assets	12.1,15	146,316	185,629
Provision for employees' end of service benefits	23	76,713	74,415
Provisions		(221,414)	(174,947)
Loss on disposal of property and equipment	38	5,338	8,832
Share in profit of joint venture	10	(43,791)	(30,053)
Finance income	36	(174,739)	(163,741)
Finance costs	37	615,340	690,049
Zakat and income tax	29	86,205	217,191
Others		(15,832)	(9,180)
Changes in:			
Inventories		(64,605)	(51,763)
Contract costs		159,562	(115,897)
Contract assets		(64,716)	(122,263)
Accounts receivable		(639,544)	(200,894)
Due from related parties		19,603	42,724
Financial assets and others		(79,104)	(235,112)
Accounts payable		(30,304)	55,423
Contract liabilities		86,185	91,004
Due to related parties		16,190	16,122
Accrued expenses		230,858	190,345
Provisions		(21,042)	(36,765)
Financial liabilities and others		116,784	117,040
Cash generated from operating activities		6,975,075	6,427,400
Employees' end of service benefits paid	23	(30,784)	(46,616)
Finance costs paid		(447,848)	(507,598)
Zakat and income tax paid	29	(159,685)	(121,116)
Net cash generated from operating activities		6,336,758	5,752,070
CASH FLOWS FROM INVESTING ACTIVITIES			
Payment of property and equipment		(2,587,524)	(1,910,260)
Payment of intangible assets		(82,429)	(119,944)
Proceeds from disposal of property and equipment		425	2,533
Net proceed (payment) from short term Murabaha		341,440	(114,314)
Finance income received		190,223	132,051
Government grant received		144,111	-
Investment in joint venture		-	(6,600)
Dividends received		37,500	-
Net cash used in investing activities		(1,956,254)	(2,016,534)
CASH FLOWS FROM FINANCING ACTIVITIES			
Payment of borrowings		(6,306,229)	(1,351,612)
Borrowings received		4,135,000	-
Payment of lease liabilities		(687,879)	(718,042)
Dividends paid		(1,763,160)	(852,301)
Net cash used in financing activities		(4,622,268)	(2,921,955)
Net changes in cash and cash equivalents		(241,764)	813,581
Cash and cash equivalents at beginning of the year		1,641,306	827,725
Cash and cash equivalents at end of the year	18	1,399,542	1,641,306

The attached notes from 1 to 45 are an integral part of these consolidated financial statements.



Chief Financial Officer



Chief Executive Officer



Chairman

Etiihad Etisalat Company (A Saudi Joint Stock Company)

Consolidated statement of changes in shareholders' equity for the year ended 31 December 2024

(All amounts in Saudi Riyals thousands unless otherwise stated)

	Notes	Share capital	Statutory reserve	Other reserves	Retained earnings	Total shareholders' equity
Balance as at 1 January 2024		7,700,000	2,648,971	26,311	7,247,325	17,622,607
Net profit		-	-	-	3,106,848	3,106,848
Other comprehensive (loss) / income		-	-	(48,980)	4,517	(44,463)
Total comprehensive income		-	-	(48,980)	3,111,365	3,062,385
Dividends	43	-	-	-	(1,809,500)	(1,809,500)
Transfer from statutory reserve	19	-	(2,648,971)	-	2,648,971	-
Balance as at 31 December 2024		7,700,000	-	(22,669)	11,198,161	18,875,492
Balance as at 1 January 2023		7,700,000	2,648,971	90,075	5,919,489	16,358,535
Net profit		-	-	-	2,231,977	2,231,977
Other comprehensive loss		-	-	(63,764)	(18,641)	(82,405)
Total comprehensive income		-	-	(63,764)	2,213,336	2,149,572
Dividends	43	-	-	-	(885,500)	(885,500)
Balance as at 31 December 2023		7,700,000	2,648,971	26,311	7,247,325	17,622,607

The attached notes from 1 to 45 are an integral part of these consolidated financial statements.





Chief Financial Officer Chief Executive Officer Chairman

1 CORPORATE INFORMATION

1.1 Etihad Etisalat Company

Etihad Etisalat Company ("Mobily" or the "Company"), a Saudi Joint Stock Company, is registered in the Kingdom of Saudi Arabia under commercial registration number 1010203896 issued in Riyadh on 2 Thul-Qi'dah 1425H (corresponding to 14 December 2004). The address of the Company's head office is P.O. Box 23088, Riyadh 11321, Kingdom of Saudi Arabia.

The Company was incorporated pursuant to the Royal decree number M/40 dated 18 August 2004 (corresponding to 2 Rajab I 1425H) approving the Council of Ministers resolution number 189 dated 10 August 2004 (corresponding to 23 Jumada Al-Akhirah 1425H) to approve the award of the license to incorporate a Saudi Joint Stock Company under the name of "Etihad Etisalat Company".

Pursuant to the Council of Ministers resolution number 190 dated 10 August 2004 (corresponding to 23 Jumada Al-Akhirah 1425H), the Company obtained the licenses to install and operate mobile telephone network including all related elements and the provision of all related services locally and internationally through its own network.

Pursuant to the Communications, Space & Technology Commission (CST) resolution number 5125 dated 24 Jumada Al-Ula 1438H (corresponding to 21 February 2017), the Company obtained a Unified License to provide all licensed telecommunication services including fixed line voice and fixed internet services.

The Company's main activity is to establish and operate mobile wireless telecommunications network, fiber optics networks and any extension thereof, manage, install and operate telephone networks, terminals and communication unit systems, in addition to sell and maintain mobile phones and communication unit systems, Providing IT solutions, Cybersecurity, Information Security and AI in the Kingdom of Saudi Arabia. The Group commenced its commercial operations on 17 Rabi Al-Thani 1426H (corresponding to 25 May 2005).

The authorized, issued and paid up share capital of the Company is SR 7,700 million divided into 770 million shares of SR 10 each.

1.2 Subsidiary Companies

Below is the summary of Company's subsidiaries and ownership percentage as follows:

Name	Country of incorporation	Ownership percentage			
		31 December 2024		31 December 2023	
		Direct	Indirect	Direct	Indirect
Mobily Infotech India Private Limited (1.2.1)	Republic of India	99.99%	0.01%	99.99%	0.01%
Zajil International Network for Telecommunication Company (1.2.2)	Saudi Arabia	96.00%	4.00%	96.00%	4.00%
National Company for Business Solutions (1.2.3)	Saudi Arabia	100.00%	-	100.00%	-
National Company for Business Solutions FZE (1.2.4)	United Arab of Emirates	-	100.00%	-	100.00%
Mobily Ventures Holding W.L.L (1.2.5)	Kingdom of Bahrain	100.00%	-	100.00%	-
Etihad Fintech Company (1.2.6)	Saudi Arabia	100.00%	-	100.00%	-

1 CORPORATE INFORMATION (CONTINUED)

1.2 Subsidiary companies (continued)

The main activities of the subsidiaries are as follows:

- IT services, applications, billing and testing support, product marketing, process management, support services and call center services.
- Wholesale and retail trade of computers and electronic equipment, maintenance and operation of such equipment, and provision of related services.
- Providing consulting and office administrative service activities.
- Establish and own companies specializing in commercial activities.
- Manage its affiliated companies or to participate in the management of other companies in which it owns shares, and to provide the necessary support for such companies.
- Invest funds in shares, bonds and other securities.
- Own real estate and other assets necessary for undertaking its activities within the limits pertained by law.
- Own or to lease intellectual property rights such as patents and trademarks, concessions and other intangible rights to exploit and lease or sub-lease them to its affiliates or to others.
- Technology in financial services.

The consolidated financial statements of the Company include the financial information of the following subsidiaries (collectively hereafter referred as "Group"):

1.2.1 Mobily Infotech India Private Limited

During the year 2007, the Company invested in 99.99% of the share capital of Mobily Infotech India Private Limited incorporated in Bangalore, India which commenced its commercial activities during the year 2008, the main activity is in the business of providing IT services, applications, billing and testing support, product marketing, process management, support services and call center services primarily to its group companies. Early 2009, the remaining 0.01% of the Mobily Infotech India Private Limited share capital was acquired by National Company for Business Solutions which is a subsidiary of the Company. The financial year end of Mobily Infotech India Private Limited is 31 March however, the Company uses the financial statements of Mobily Infotech India Private Limited for the same reporting period in preparing the Group's consolidated financial statements.

1.2.2 Zajil International Network for Telecommunication Company

During the year 2008, the Company acquired 96% of the partners' shares in Zajil International Network for Telecommunication Company ("Zajil"), a Saudi limited liability company which main activity comprises the wholesale and retail trade of computers and electronic equipment, maintenance and operation of such equipment, and the provision of related services. The acquisition included Zajil's rights, assets, liabilities, commercial name as well as its current and future trademarks for a total price of Saudi Riyals 80 million, resulting in goodwill of Saudi Riyals 63 million on the acquisition date. The remaining 4% of Zajil International Network for Telecommunication Company is owned by National Company for Business Solutions which is a subsidiary of the Company. The goodwill has been fully impaired during the year ended 31 December 2014.

On 15 March 2021, the Board of Directors of Etiihad Etisalat Company approved to liquidate Zajil International Network for Telecommunication Company, which is still in the process of completing the procedures and legal requirements for its liquidation.

1.2.3 National Company for Business Solutions

During the year 2008, the Company invested in 95% of the share capital of National Company for Business Solutions, a Saudi limited liability company which main activity is providing consulting and office administrative service activities.

During the year 2021, the Company acquired the remaining 5% which was owned by Bayanat Al-Oula for Network Services.

1 CORPORATE INFORMATION (CONTINUED)

1.2 Subsidiary companies (continued)

1.2.4 National Company for Business Solutions FZE

During 2014, National Company for Business Solutions (KSA) completed the legal procedures related to the investing in National Company for Business Solutions FZE, with 100% ownership of its capital, based in the United Arab of Emirates which main activity is the trading, import and export of computer systems.

1.2.5 Mobily Ventures Holding W.L.L

During 2014, the Company completed the legal procedures related to the investing in Mobily Ventures Holding Company with 100% ownership of its capital, which is a Bahraini limited liability company which main activity is to act as holding company for commercial or industrial or services companies.

1.2.6 Etiihad Fintech Company

During 2019, the Company completed the legal procedures related to the establishment of Etiihad Fintech Company with 100% ownership of its capital, which is a Saudi closed joint stock company which main activity is technology in financial services.

Etiihad Fintech Company obtained its license on 17 March 2022, from Saudi Central Bank (SAMA) and commercially launched operations on 2 October 2022.

2 BASIS OF PREPARATION

2.1 Statement of Compliance

These consolidated financial statements comprise the financial information of the Company and its subsidiaries (together referred to as the 'Group').

These consolidated financial statements have been prepared in accordance with IFRS Accounting Standards (IFRS) that are endorsed in the Kingdom of Saudi Arabia and other standards and pronouncements are endorsed by the Saudi Organization for Chartered and Professional Accountants (SOCPA).

The principal accounting policies applied in the preparation of these consolidated financial statements have been consistently applied to all years presented.

2.2 Basis of measurement

These consolidated financial statements of the group have been prepared on historical cost basis unless stated otherwise in the accounting policies below on the basis that it will continue to operate as a going concern.

2.3 Functional and presentation currency

These consolidated financial statements are presented in Saudi Riyal ("SR") which is the Group's functional currency. All amounts have been rounded off to the nearest thousand Saudi Riyal unless otherwise stated.

3 BASIS OF CONSOLIDATION

Control is achieved when the Group has:

- Power over the investee (i.e., existing rights that give it the current ability to direct the relevant activities of the investee);
- Exposure, or rights, to variable returns from its involvement in the investee;
- The ability to use its power over the investee to affect its returns.

Generally, there is a presumption that a majority of voting rights results in control. To support this presumption and when the Group has less than a majority of the voting or similar rights of an investee, the Group considers all relevant facts and circumstances in assessing whether it has power over an investee, including the contractual arrangement(s) with the other vote holders of the investee, rights arising from other contractual arrangements and the Group's voting rights and potential voting rights.

3 BASIS OF CONSOLIDATION (CONTINUED)

The Group re-assesses whether or not it controls an investee if facts and circumstances indicate that there are changes to one or more of the three elements of control. Consolidation of a subsidiary begins when the Group obtains control over the subsidiary and ceases when the Group loses control of the subsidiary. Assets, liabilities, income and expenses of a subsidiary acquired or disposed of during the year are included in the consolidated financial statements from the date the Group gains control until the date the Group ceases to control the subsidiary.

Profit or loss and each component of other comprehensive income (OCI) are attributed to the equity holders of the Group and to the non-controlling interests, even if this results in the non-controlling interests having a deficit balance.

When necessary, adjustments are made to the financial statements of subsidiaries to bring their accounting policies in line with the Group's accounting policies. All intra-group assets and liabilities, revenue and expenses and cash flows relating to transactions are eliminated in full on consolidation.

Non-controlling interest are measured at their proportionate share of the acquiree's identifiable net assets at the date of acquisition.

A change in the ownership interest of a subsidiary, without a loss of control, is accounted for as an equity transaction.

If the Group loses control over a subsidiary, it:

- De-recognizes the assets (including goodwill) and liabilities of the subsidiary;
- De-recognizes the carrying amount of any non-controlling interest;
- De-recognizes the cumulative translation differences, recorded in equity;
- Recognizes the fair value of the consideration received;
- Recognizes the fair value of any investment retained;
- Recognizes any surplus or deficit in consolidated statement of profit or loss;
- Reclassifies the Group's share of components previously recognized in consolidated statement of other comprehensive income to consolidated statement of profit or loss or retained earnings, as appropriate, as would be required if the Group had directly disposed of the related assets or liabilities.

4 NEW STANDARDS, INTERPRETATIONS AND AMENDMENTS

4.1 NEW IFRS STANDARDS, ISSUED AND ADOPTED

The standards and amendments that are issued, that could be applicable to the Group and come into effect at 1 January 2024 are disclosed below. The Group believes that it does not have material impact on the Group's consolidated financial statements.

AMENDMENTS AND INTERPRETATIONS
Amendments to IFRS 16 - Lease Liability in a Sale and Leaseback
Amendments to IAS 1 - Classification of Liabilities as Current or Non-current
Supplier Finance Arrangements - Amendments to IAS 7 and IFRS 7

4.2 OTHER AMENDMENTS OF RELEVANT IFRS'S ISSUED BUT NOT YET EFFECTIVE

The Group has chosen not to early adopt new standards and amendments that are issued, but not yet effective, as of 31 December 2024. Those standards and interpretation or amendments are not disclosed in these consolidated financial statements as the management did not consider that those standards are not expected to have a material impact on the Group at their effective dates except for amendments related to IFRS 18 Presentation and Disclosure in Financial Statements. The Group is currently working to identify all impacts the amendments will have on the consolidated financial statements.

5 MATERIAL ACCOUNTING POLICY INFORMATION

5.1 Current versus non-current classification

The Group presents assets and liabilities in the consolidated statement of financial position based on current/non-current classification. An asset is current when:

- Expected to be realized or intended to be sold or consumed in the normal operating cycle;
- Held primarily for the purpose of trading;
- Expected to be realized within twelve months after the reporting period; or
- Cash or cash equivalent unless restricted from being exchanged or used to settle a liability for at least twelve months after the reporting period.

All other assets are classified as non-current.

A liability is current when:

- It is expected to be settled in the normal operating cycle;
- It is held primarily for the purpose of trading;
- It is due to be settled within twelve months after the reporting period; or
- There is no unconditional right to defer the settlement of the liability for at least twelve months after the reporting period.

All other liabilities are classified as non-current.

5.2 Business combinations

Business combinations are accounted for using the acquisition method upon transfer of control to the Group. The consideration transferred is measured at fair value, which is calculated as the sum of the acquisition-date fair values of the assets transferred by the Group, liabilities incurred by the Group to the former owners of the acquiree and the equity interests issued by the Group in exchange for control of the acquiree. Acquisition related costs are generally recognized in the consolidated statement of profit or loss as incurred.

When the Group acquires a business, it assesses the financial assets and liabilities assumed for appropriate classification and designation in accordance with the contractual terms, economic circumstances and pertinent conditions as at the acquisition date. This includes the separation of embedded derivatives in host contracts by the acquiree.

Any contingent consideration to be transferred is recognized at fair value at the acquisition date. All contingent consideration (except that which is classified as equity) is remeasured at fair value at each reporting date with the changes in fair value recognized in consolidated statement of profit or loss. Contingent consideration that is classified as equity is not remeasured and subsequent settlement is accounted for within equity.

Goodwill is initially measured as the excess of the sum of the consideration transferred, the amount of any non-controlling interests in the acquiree, and the fair value at the acquisition-date of the acquirer's previously held equity interest in the acquiree (if any) over the net of the acquisition-date amounts of the identifiable assets acquired and the liabilities assumed. If, after reassessment, the net of the acquisition-date fair values of the identifiable assets acquired and liabilities assumed exceeds the sum of the consideration transferred, the amount of any non-controlling interests in the acquiree and the fair value of the acquirer's previously held interest in the acquiree (if any), the Group re-assesses whether it has correctly identified all of the assets acquired and all of the liabilities assumed and reviews the procedures used to measure the amounts recognized at the acquisition date.

If the reassessment still results in an excess of the fair value of net assets acquired over the aggregate consideration transferred, then a gain on bargain purchase at a differential price is recognized in the consolidated statement of profit or loss.

After initial recognition, goodwill is measured at cost less accumulated impairment losses. For the purpose of impairment testing for goodwill acquired from the business combination and from the date of acquisition, it will be allocated to cash-generating units ("CGU") that are expected to benefit from the consolidation regardless of whether the other assets or liabilities acquired have been allocated to those units.

5 MATERIAL ACCOUNTING POLICY INFORMATION (CONTINUED)

5.2 Business combinations (continued)

If goodwill is not allocated to designated cash-generating units because of an incomplete initial calculation, the initial impairment loss will not be tested unless impairment indicators are available to enable the Group to distribute the carrying amount of the goodwill to the cash generating units or the group of cash generating units expected to benefit from business combination. Where goodwill is allocated to the cash generating unit and part of the operations of that unit are disposed of, goodwill associated with the discontinued operation will be included in the carrying amount when determining the gain or loss on disposal of the operation. The goodwill in such circumstances is measured on the basis of the value of a similar disposed operation and the remaining portion of the cash-generating unit.

Impairment is determined for goodwill by assessing the recoverable amount of each CGU (or group of CGUs) to which the goodwill relates. When the recoverable amount of the CGU is less than its carrying amount, an impairment loss is recognized. Impairment losses relating to goodwill cannot be reversed in future periods.

Non-controlling interests that are present ownership interests and entitle their holders to a proportionate share of the entity's net assets in the event of liquidation may be initially measured either at fair value or at the non-controlling interests' proportionate share of the recognized amounts of the acquiree's identifiable net assets. The choice of measurement basis is made on a transaction-by-transaction basis. Other types of non-controlling interests are measured at fair value or, when applicable, on the basis specified in another relevant IFRS approved in Kingdom.

Any contingent consideration to be paid (if any) will be recognized at fair value at the acquisition date and classified as equity or a financial liability. Contingent consideration classified as a financial liability is subsequently remeasured at fair value with the changes in fair value recognized in the consolidated statement of profit or loss. Contingent consideration classified as equity is not remeasured and its subsequent settlement is accounted for within equity.

When a business combination is achieved in stages, the Group's previously held equity interest in the acquiree is remeasured to its acquisition-date fair value and the resulting gain or loss, if any, is recognized in the consolidated statement of profit or loss.

Amounts arising from interests in the acquiree prior to the acquisition date that have previously been recognized in other comprehensive income are reclassified to the consolidated statement of profit or loss where such treatment would be appropriate if that interest were disposed of.

If the initial accounting for the business combination is not completed by the end of the reporting period which constitutes the period in which the combination occurred, the Group presents the items whose value calculation has not been completed in a temporary manner in the consolidated financial statements. During the measurement period, which is not more than one year from the acquisition date, the temporary value recognized on the acquisition date is retroactively adjusted to reflect the information obtained about the facts and circumstances that existed at the date of acquisition and if it is determined that this will affect the measurement of amounts recognized as of that date.

The Group recognizes additional assets or liabilities during the measurement period if new information becomes available about facts or circumstances that existed at the date of the acquisition and if it will result in recognition of assets or liabilities from that date. The measurement period ends once the group obtains all information that existed at the acquisition date or as soon as it becomes sure of the absence of more information.

5.3 Investment in an associate and a joint venture

An associate is an entity over which the Group has significant influence but does not have control or joint control over. Significant influence is the Group's ability to participate in the financial and operating policy decisions of the investee, but not control or jointly control over those policies.

A joint venture is joint arrangement whereby the Group has joint control of the arrangement and has rights to the net assets of the joint arrangement. Joint control is the contractually agreed sharing of control of an arrangement, which exists only when decisions about the relevant activities require the unanimous consent of the governing body of the investee.

5 MATERIAL ACCOUNTING POLICY INFORMATION (CONTINUED)

5.3 Investment in an associate and a joint venture (continued)

Factors to determine significant influence include holding directly or indirectly voting power of the investee, representation on the board of directors or equivalent governing body of the investee, participation in policymaking processes including participation in decisions about dividends or other distributions, material transactions between the entity and the investee, interchange of managerial personnel or provision of essential technical information.

The investment in associates or joint ventures are accounted for in the consolidated financial statements of the Group using the equity method of accounting. The investment in associates or joint ventures in the consolidated statement of financial position are initially recognized at cost and adjusted thereafter to recognize the Group's share of the profit and loss and other comprehensive income of the associate or joint venture adjusted for any impairment in the value of the net investment. In addition, when there has been a change recognized directly in the equity of the associate or joint venture, the Group recognizes its share of any changes, when applicable, in the consolidated statement of changes in equity.

When the Group's share of losses of an associate or a joint venture exceeds the Group's interest in that associate or joint venture (which includes any long-term interests that, in substance, form part of the Group's net investment in the associate or joint venture), the Group discontinues recognizing its share of further losses.

Additional losses are recognized and recorded as liabilities only to the extent that the Group has incurred legal or constructive obligations or made payments on behalf of the associate or joint venture.

Unrealized gain or losses resulting from transactions between the Group and the associate or joint venture are eliminated to the extent of the interest in the associate or joint venture.

An investment in an associate or a joint venture is accounted for using the equity method from the date on which the investee becomes an associate or a joint venture.

On acquisition of the investment in an associate or a joint venture, any excess of the cost of the investment over the Group's share of the net fair value of the identifiable assets and liabilities of the investee is recognized as goodwill, which is included within the carrying amount of the investment.

Any excess of the Group's share of the net fair value of the identifiable assets and liabilities over the cost of the investment, after reassessment, is recognized immediately in the consolidated statement of profit or loss in the acquisition year.

The Group discontinues the use of the equity method from the date when the investment ceases to be an associate or a joint venture, or when the investment is classified as held for sale.

When the Group reduces its ownership interest in an associate or a joint venture but the Group continues to use the equity method, the Group reclassifies to the consolidated statement of profit or loss the gain or loss that had previously been recognized in other comprehensive income relating to that reduction in ownership interest if that gain or loss includes the disposal of the related assets or liabilities.

When any entity within the Group transacts with an associate or a joint venture of the Group, profits and losses resulting from the transactions with the associate or joint venture are recognized in the Group's consolidated financial statements only to the extent of interests in the associate or joint venture that are not related to the Group.

5.4 Cash and cash equivalents

Cash and cash equivalents in the consolidated statement of financial position comprise cash at banks and short term murabahas with a maturity of three months or less, which are subject to an insignificant risk of changes in value.

5 MATERIAL ACCOUNTING POLICY INFORMATION (CONTINUED)

5.5 Financial instruments – initial recognition, subsequent measurement, derecognition and presentation

5.5.1 Financial assets

5.5.1.1 Recognition and initial measurement

A financial asset (unless it is a trade receivable without a significant financing component that is initially measured at the transaction price) is initially measured at fair value – for items that are not recognized at fair value through profit and loss – plus the transaction costs that contributed directly to its acquisition.

5.5.1.2 Classification and subsequent measurement

On initial recognition, financial assets are classified as measured at: amortized cost; Fair Value through Other Comprehensive Income (FVOCI) – debt investment; FVOCI – equity investment; or Fair Value through Profit and Loss (FVTPL).

The classification of financial assets under IFRS 9 is generally based on the business model in which a financial asset is managed and its contractual cash flow characteristics.

A financial asset is measured at amortized cost if it meets both of the following conditions and is not designated as at FVTPL:

- It is held within a business model whose objective is to hold assets to collect contractual cash flows; and
Its contractual terms give rise on specified dates to cash flows that are solely payments of principal and interest on the principal amount outstanding.

A debt investment is measured at FVOCI if it meets both of the following conditions and is not designated as at FVTPL:

- It is held within a business model whose objective is achieved by both collecting contractual cash flows and selling financial assets; and
- Its contractual terms give rise on specified dates to cash flows that are solely payments of principal and interest on the principal amount outstanding.

On initial recognition of an equity investment that is not held for trading, the Group may irrevocably elect to present subsequent changes in the investment's fair value in OCI. This election is made on an investment-by-investment basis.

All financial assets not classified as measured at amortized cost or FVOCI as described above are measured at FVTPL. This includes all derivative financial assets. On initial recognition, the Group may irrevocably designate a financial asset that otherwise meets the requirements to be measured at amortized cost or at FVOCI as at FVTPL if doing so eliminates or significantly reduces an accounting mismatch that would otherwise arise.

5 MATERIAL ACCOUNTING POLICY INFORMATION (CONTINUED)

5.5 Financial instruments – initial recognition, subsequent measurement, derecognition and presentation (continued)

5.5.1 Financial assets (continued)

5.5.1.2 Classification and subsequent measurement (continued)

The subsequent measurement of financial assets depends on their classification, as described below:

FINANCIAL ASSETS AT AMORTIZED COST	These assets are subsequently measured at amortized cost using the effective interest method. The amortized cost is reduced by impairment losses. Interest income, foreign exchange gains and losses and impairment are recognized in consolidated statement of profit or loss. Any gain or loss on derecognition is recognized in consolidated statement of profit or loss.
FINANCIAL ASSETS AT FVOCI - DEBT INVESTMENTS	These assets are subsequently measured at fair value. Interest income calculated using the effective interest method, foreign exchange gains and losses and impairment are recognized in consolidated statement of profit or loss. Other net gains and losses are recognized in consolidated statement of comprehensive income. On derecognition, gains and losses accumulated in consolidated statement of comprehensive income are reclassified to consolidated statement of profit or loss.
FINANCIAL ASSETS AT FVOCI - EQUITY INVESTMENTS	These assets are subsequently measured at fair value. Dividends are recognized as income in consolidated statement of profit or loss unless the dividend clearly represents a recovery of part of the cost of the investment. Other net gains and losses are recognized in consolidated statement of comprehensive income and are never reclassified to consolidated statement of profit or loss.
FINANCIAL ASSETS AT FVTPL	These assets are subsequently measured at fair value. Net gains and losses, including any interest or dividend income, are recognized in consolidated statement of profit or loss.

5.5.1.3 Derecognition

A financial asset (or, where applicable a part of a financial asset or part of a group of similar financial assets) is primarily derecognized when:

- The rights to receive cash flows from the asset have expired; or
- The Group has transferred its rights to receive cash flows from the asset or has assumed an obligation to pay the received cash flows in full without material delay to a third party under a 'pass-through' arrangement; and either:
 - (i) the Group has transferred substantially all the risks and rewards of the asset, or
 - (ii) the Group has neither transferred nor retained substantially all the risks and rewards of the asset, but has transferred control of the asset.

The Group recognizes a loss allowance for expected credit losses (ECL) on debt instruments that are measured at amortized cost or at FVOCI, accounts receivable, contract assets, lease receivables and financial guarantee contracts. No impairment loss is recognized for investments in equity instruments. The amount of expected credit losses reflects changes in credit risk since initial recognition of the respective financial instrument.

The Group applies the simplified approach to calculate impairment on accounts receivable and contract assets and this always recognizes lifetime ECL on such exposures. ECL on these financial assets are estimated using a flow rate based on the Group's historical credit loss experience, adjusted for factors that are specific to the debtors, general economic conditions and an assessment of both the current as well as the forecast direction of conditions at the reporting date, including time value of money where appropriate.

For all other financial instruments, the Group applies the general approach to calculate impairment. Lifetime ECL is recognized when there has been a significant increase in credit risk since initial recognition and 12-month ECL is recognized when the credit risk on the financial instrument has not increased significantly since initial recognition.

5 MATERIAL ACCOUNTING POLICY INFORMATION (CONTINUED)

5.5 Financial instruments – initial recognition, subsequent measurement, derecognition and presentation (continued)

5.5.1 Financial assets (continued)

5.5.1.4 Impairment of financial assets

The assessment of whether credit risk of the financial instrument has increased significantly since initial recognition is made through considering the change in risk of default occurring over the remaining life of the financial instrument.

In assessing whether the credit risk on a financial instrument has increased significantly since initial recognition, the Group compares the risk of a default occurring on the financial instrument as at the end of the reporting period with the risk of a default occurring on the financial instrument as at the date of initial recognition. In making this assessment, the Group considers both quantitative and qualitative information that is reasonable and supportable, including historical experience and forward-looking information that is available.

The Group considers the default in case of accounts receivable occurs when a customer balance moves into the “Inactive” category based on its debt age analysis.

For all other financial assets, the Group considers the following as constituting an event of default as historical experience indicates that receivables that meet either of the following criteria are generally not recoverable:

- when there is a breach of financial covenants by the counterparty; or
- information developed internally or obtained from external sources indicates that the debtor is unlikely to pay his dues.

The Group assumes that the credit risk on a financial instrument has not increased significantly since initial recognition if the financial instrument is determined to have low credit risk at the reporting date. A financial instrument is determined to have low credit risk if; i) the financial instrument has a low risk of default, ii) the borrower has a strong capacity to meet its contractual cash flow obligations in the near term and iii) adverse changes in economic and business conditions in the longer term may, but will not necessarily, reduce the ability of the borrower to fulfill its contractual cash flow obligations.

The measurement of expected credit losses is a function of the probability of default, loss given default (i.e. the percentage of the loss if there is a default) and the exposure at default. The assessment of the probability of default is based on historical data adjusted by forward-looking information.

The Group recognizes an impairment loss or reversals in the consolidated statement of profit or loss for all financial instruments with a corresponding adjustment to their carrying amount through a loss allowance account, except for investments in debt instruments that are measured at FVOCI, for which the loss allowance is recognized in consolidated statement of comprehensive income and accumulated in the investment revaluation reserve, and does not reduce the carrying amount of the financial asset in the consolidated statement of financial position.

5.5.2 Financial liabilities

5.5.2.1 Recognition and measurement

Financial liabilities are classified, at initial recognition, as measured at amortized cost or financial liabilities at fair value through profit or loss. All financial liabilities other than financial liabilities at fair value through profit or loss are recognized initially at fair value net of directly attributable transaction costs. Financial liabilities at fair value through profit or loss are measured initially and subsequently at fair value, and any related transaction costs are recognized in consolidated statement of profit or loss as incurred.

5.5.3 Derivatives

Derivatives are initially measured at fair value. Subsequent to initial recognition, any change in fair value is generally recognized in consolidated statement of profit or loss.

The Group designates derivatives as hedging instruments to hedge the variability in cash flows associated with highly probable forecast transactions arising from changes in profit rates.

Hedge effectiveness is determined at the inception of the hedge relationship and periodically to ensure that an economic relationship exists between the hedged item and hedging instrument. The Group enters into hedge relationships where the critical terms of the hedging instrument match exactly with the terms of the hedged item.

5 MATERIAL ACCOUNTING POLICY INFORMATION (CONTINUED)

5.5 Financial instruments – initial recognition, subsequent measurement, derecognition and presentation (continued)

5.5.3 Derivatives (continued)

At the inception of designated hedging relationships, the Group documents the risk management objective and strategy for undertaking the hedge. The Group also documents the economic relationship between the hedged item and the hedging instrument, including whether the changes in cash flows of the hedged item and hedging instrument are expected to offset each other.

When a derivative is designated as a cash flow hedging instrument, the effective portion of changes in the fair value of the derivative is recognized in consolidated statement of comprehensive income and accumulated in the hedging reserve shown in shareholders' equity. The effective portion of changes in the fair value of the derivative that is recognized in consolidated statement of comprehensive income is limited to the cumulative change in fair value of the hedged item, determined on a present value basis, from inception of the hedge. Any ineffective portion of changes in the fair value of the derivative is recognized immediately in consolidated statement of profit or loss. The amount accumulated in shareholders' equity is reclassified to consolidated statement of profit or loss in the same period or periods during which the hedged expected future cash flows affect profit or loss.

If the hedge no longer meets the criteria for hedge accounting or the hedging instrument is sold, expires, terminated or exercised, then hedge accounting is discontinued prospectively.

If the hedged future cash flows are no longer expected to occur, then the amounts that have been accumulated in shareholders' equity are immediately reclassified to consolidated statement of profit or loss.

5.5.4 Offsetting between financial assets and financial liabilities

The Group offset financial asset and a financial liability and presented as a net amount in the consolidated statement of financial position when, and only when, both of the following conditions are satisfied:

- 1- The Group currently has a legally enforceable right to offset the recognized amounts of the asset and liability; and
- 2- The Group intends to settle on a net basis exists, or to realize the asset and settle the liability simultaneously

5.6 Property and equipment

Property and equipment are stated in the consolidated statement of financial position at their cost, less any accumulated depreciation and accumulated impairment losses.

The cost of telecommunication network and equipment comprises all expenditures incurred up to the customer connection point, including contractors' charges, direct materials and labour costs to the date the relevant assets are placed into service.

Assets under construction are carried at cost, less any recognized impairment loss. Depreciation of these assets commences when the assets are ready for their intended use.

When parts of an item of property and equipment have different useful lives, they are accounted for as separate items.

When significant parts of a property and equipment are to be replaced (except land), the Group recognizes such parts as individual assets with a specific useful life. All other repairs and maintenance costs are charged to the consolidated statement of profit or loss during the reporting period in which they are incurred, except to the extent that they increase productivity or extend the useful life of an asset, in which case they are capitalized.

5 MATERIAL ACCOUNTING POLICY INFORMATION (CONTINUED)

5.6 Property and equipment (continued)

Depreciation is charged and reduces the cost of assets, other than land, using mainly the straight-line method, over the below estimated useful lives.

	DEPRECIATION RATE
Buildings	2.5% - 5%
Leasehold improvements	10 % Or the lease term whatever is shorter
Telecommunication network equipment	3% - 20%
Computer equipment and software	10% - 33%
Office equipment and furniture	14% - 33%
Vehicles	20%

Major renovations and improvements are capitalized if they increase the productivity or the operating useful life of the assets as well as direct labour and other direct costs. Repairs and maintenance are expensed when incurred.

Capital work in progress is stated at cost until the construction or installation is complete. Upon the completion of construction or installation, the cost of such assets together with cost directly attributable to construction or installation, including capitalized borrowing cost, are transferred to the respective class of asset. No depreciation is charged on capital work in progress.

An item of property and equipment is derecognized upon disposal or when no future economic benefits are expected to arise from the continued use of the asset. Any gain or loss arising on the disposal or retirement of an item of property and equipment is determined as the difference between the sales proceeds and the carrying amount of the asset and is recognized in the consolidated statement of profit or loss within other operating income or expenses.

The residual values, useful lives and depreciation method of property and equipment are reviewed at each financial year end and adjusted prospectively, if appropriate. The effect of such changes is recognized in the consolidated statements of profit or loss prospectively.

5.7 Intangible Assets

Intangible assets are presented in the consolidated statement of financial position at cost less accumulated amortization and accumulated impairment losses. The cost of intangible assets acquired in a business combination represents their fair value as at the date of acquisition. The useful lives of intangible assets are assessed as either finite or indefinite. Intangible assets with finite live are amortized over the useful economic life and the estimated useful life and amortization method are reviewed at the end of each financial year, with the effect of any changes in estimate being accounted for on a prospective basis.

Intangible assets with indefinite live are not amortized, but are tested for impairment annually. The assessment of indefinite life is reviewed annually to determine whether the indefinite life continues to be supportable. If not, the change in useful life from indefinite to finite is made on a prospective basis.

Internally generated intangible assets, excluding capitalized development costs, are not capitalized and expenditure is recognized in the consolidated statement of profit or loss in the period in which the expenditure is incurred.

Amortization is charged and reduces the cost of assets, other than goodwill, using mainly the straight-line method, over the below estimated useful lives.

	AMORTIZATION RATE
Telecommunication services licenses	4% - 14%
Indefeasible Right of Use (IRU)	4% - 14%
Others	4% - 33%

5 MATERIAL ACCOUNTING POLICY INFORMATION (CONTINUED)

5.7 Intangible Assets (Continued)

5.7.1 License and frequency spectrum fees

Acquired telecommunication licenses are initially recorded at cost or, if part of a business combination, at fair value. Amortization periods for license and frequency spectrum fees are determined primarily by reference to the unexpired license period, the conditions for license renewal and whether licenses are dependent on specific technologies. Amortization is charged to the consolidated statement of profit or loss on a straight-line basis over the estimated useful lives when the related network services are available for use.

5.7.2 Goodwill

Goodwill is the amount that results when the fair value of consideration transferred for an acquired business exceeds the net fair value of the identifiable assets, liabilities and contingent liabilities recognized. When the Group enters into a business combination, the acquisition method of accounting is used. Goodwill is assigned, as of the date of the business combination, to cash generating units that are expected to benefit from the business combination. Each cash generating unit represents the lowest level at which goodwill is monitored and evaluated for internal management purposes and it is never larger than an operating segment.

5.7.3 Indefeasible rights of use "IRU"

IRUs correspond to the right to use a portion of the capacity of a terrestrial or submarine transmission cable granted for a fixed period. IRUs are recognized at cost as an asset when the Group has the specific indefeasible right to use an identified portion of the underlying asset, generally optical fibers or dedicated wavelength bandwidth, and the duration of the right is for the major part of the underlying asset's economic life. They are amortized on a straight line basis over the shorter of the expected period of use and the life of the contract.

5.7.4 Computer Software

Computer software licenses are capitalized based on the cost incurred to acquire the specific software and bring it into use. Amortization is charged to the consolidated statement of profit or loss on a straight line basis over the estimated useful life from the date the software is available for use.

5.7.5 Derecognition of intangible assets

An intangible asset is derecognized on disposal, or when no future economic benefits are expected from its use or on disposal. Gains or losses arising from derecognition of an intangible asset, measured as the difference between the net disposal proceeds and the carrying amount of the asset, are recognized in the consolidated statement of profit or loss.

5.8 Borrowing Costs

Borrowing costs directly attributable to the acquisition, construction or production of an asset that necessarily takes a substantial period of time to get ready for its intended use or sale are capitalized as part of the cost of the respective asset. Where funds are borrowed specifically to finance a project, the amount capitalized represents the actual borrowing costs incurred. Where surplus funds are available for a short term from money borrowed specifically to finance a project, the income generated from the temporary investment of such amounts is deducted from the total capitalized borrowing cost. Where the funds used to finance a project form part of general borrowings, the amount capitalized is calculated using an applicable weighted average rate.

All other borrowing costs are expensed in the period in which they incurred. Borrowing costs consist of interest and other costs that an entity incurs in connection with the borrowing of funds.

5.9 Impairment of non-financial assets

The Group assesses, at each reporting date, whether there is an indication that an asset may be impaired. If any indication exists, or when annual impairment testing for an asset is required, the Group estimates the asset's recoverable amount. Asset's recoverable amount is the higher of an asset's or CGU's fair value less costs of disposal and its value in use. The recoverable amount is determined for an individual asset, unless the asset does not generate cash inflows that are largely independent of those from other assets or groups of assets. When the carrying amount of an asset or CGU exceeds its recoverable amount, the asset is considered impaired and is written down to its recoverable amount.

5 MATERIAL ACCOUNTING POLICY INFORMATION (CONTINUED)

5.9 Impairment of non-financial assets (continued)

In assessing value in use, the estimated future cash flows are discounted to their present value using a pre-tax discount rate that reflects current market assessments of the time value of money and the risks specific to the asset. In determining fair value less costs of disposal, recent market transactions are taken into account. If no such transactions can be identified, an appropriate valuation model is used.

Goodwill is tested annually for impairment and any impairment loss in respect of goodwill is not reversed.

Impairment losses are recognized in the consolidated statement of profit or loss in expense categories consistent with the function of the impaired asset.

For assets excluding goodwill, an assessment is made at each reporting date to determine whether there is an indication that previously recognized impairment losses no longer exist or have decreased. If such indication exists, the Group estimates the asset's or CGU's recoverable amount. The reversal is limited so that the carrying amount of the asset does not exceed its recoverable amount, nor exceed the carrying amount that would have been determined, net of depreciation, had no impairment loss been recognized for the asset in prior years. Such reversal is recognized in the consolidated statement of profit or loss.

5.10 Zakat and tax

The Group calculates zakat in accordance with the regulations of the Zakat, Tax and Customs Authority (ZATCA). Provision for zakat for the Group is charged to the consolidated statement of profit or loss. Foreign subsidiaries are subject to income taxes in their respective countries of domicile. Such income taxes are charged to the consolidated statement of profit or loss.

The Company and its Saudi Arabian subsidiaries withhold taxes on certain transactions with non-resident parties in the Kingdom of Saudi Arabia as required under Saudi Arabian Income Tax Law.

The Group is subject to VAT as per the regulations of ZATCA. The net VAT amount recoverable from and/ due to the ZATCA is included in the consolidated statement of financial position.

Adjustments resulting from final assessments, if any, are recorded during the period in which these assessments are approved.

5.11 Employee termination benefits

5.11.1 Retirement benefit costs and employees' end of service benefits

Payments to defined contribution schemes are charged as an expense as they fall due. Payments made to state-managed pension schemes are dealt with as payments to defined contribution schemes where the Group's obligations under the schemes are equivalent to those arising in a defined contribution scheme.

Employee's end of service benefits provision is calculated annually by actuaries in accordance with the projected unit credit method as per (IAS 19) Employee Benefits, taking into consideration the labour law of the respective country in which the subsidiary operates. The provision is recognized based on the present value of the defined benefit obligations. The present value of the defined benefit obligations is calculated using assumptions on the average salary incremental rate, average employees' years of service and an appropriate discount rate. The assumptions used are calculated on a consistent basis for each period and reflect management's best estimate.

Remeasurement of net liabilities that includes actuarial gains and losses arising from the changes in assumptions used in the calculation, is recognized directly in other comprehensive income. Remeasurements are not reclassified to the consolidated statement of profit and loss in subsequent periods.

Past service cost is recognized in consolidated statement of profit or loss on the earlier of:

- The date of the plan amendment or curtailment, and
- The date the Group recognizes related restructuring costs.

5 MATERIAL ACCOUNTING POLICY INFORMATION (CONTINUED)

5.11 Employee termination benefits (continued)

5.11.1 Retirement benefit costs and employees' end of service benefits (continued)

Net interest cost is calculated using the discount rate to net defined benefit assets or liabilities. The Group recognizes the following changes in the net benefit obligation identified in the consolidated statement of profit or loss:

- Service costs that include the current service costs, past service costs, profits and losses resulting from labour downsizing and non-routine payments.
- Net finance cost.

5.11.2 Other short and long-term employee benefits

A liability is recognized for benefits accruing to employees in respect of wages and salaries, annual leave and sick leave in the period in which the related service is rendered at the undiscounted amount of the benefits expected to be paid in exchange for that service. Liabilities recognized in respect of short-term employee benefits are measured at the undiscounted amount of the benefits expected to be paid in exchange for the related service.

5.12 Revenue

The Group recognizes revenue from contracts with customers when it transfers control over a product or services to a customer and based on the consideration specified in the contract with the customer and excludes amounts collected on behalf of other parties.

When there is a high degree of uncertainty about the possibility of collection from certain customers, the Group recognizes revenue only upon collection.

The timing of revenue recognition is either at a point in time or over time depending upon the satisfaction of the performance obligation by transferring control of goods or services to the customer.

The Group mainly earns revenue from providing mobile telecommunication services and devices sale. Products and services may be sold separately or in bundled packages.

5.12.1 Service

Revenue from services comprises airtime usage, text messaging, data service (fixed and mobile internet) and other telecom services. The Group offers services in fixed term contracts and short-term arrangement. Revenue from service is recognized when obligation is performed or services are rendered. When services include multiple performance obligations, the Group allocates transaction price to each distinct performance obligation based on respective standalone selling price.

The standalone selling price is the observable price for which the good or service is sold by the Group in similar circumstances to similar customers. If performance obligations are not distinct, revenue is recognized over the contract term. In arrangements, where Group is acting as agent, revenue from service is at net off amount transferred to third party. Revenue from additional consumption is recognized when services are rendered.

5.12.2 Devices Sale

Revenue from sale of devices is recognized at the point in time when control of the devices is transferred to the customer, and generally on delivery of the devices, the amount invoiced / collected is recognized as revenue. Devices sales may be separate from or bundled with a service offering. The Group considers whether there are other promises in the contract that are separate performance obligations to which a portion of the transaction price needs to be allocated based on respective standalone selling price. When devices sale is bundled with service offering and identified as distinct performance obligation, the amount allocated to devices is recognized as revenue at the point in time when control of the asset is transferred to the customer. When devices sale is bundled with service offering and identified as combined performance obligation, revenue is recognized over contract term.

5 MATERIAL ACCOUNTING POLICY INFORMATION (CONTINUED)

5.12 Revenue (continued)

5.12.3 Installation and activation services

Revenue from sale of SIM is recognized at the point in time upon activation when end customer takes control of the SIM.

The Group provides installation services that are bundled together with the sale of devices to a customer.

Contracts for bundled sales of devices and installation services are comprised of one performance obligations because the promises to transfer devices and provide installation services are not capable of being distinct. Accordingly, the Group recognizes revenue from bundled sales of devices and installation services over time, using an input method to measure progress towards complete satisfaction of the service, because the customer simultaneously receives and consumes the benefits provided by the Group.

5.12.4 Loyalty points program

Customer loyalty scheme give rise to a separate performance obligation because it generally provides a material right to the customer. The Group allocates a portion of the transaction price to the loyalty scheme liability based on relative standalone selling price of loyalty point and liability is recognized as revenue when points are redeemed or expired.

5.12.5 Service offering to carrier (wholesale)

Interconnect revenue is recognized on the basis of the gross value of invoices raised on other operators for termination charges based on the airtime usage, text messaging and the provision of other mobile telecommunications services for the billing period as per the agreed rate.

Roaming revenue is recognized on the basis of the gross value of invoices raised on other roaming partners based on actual traffic delivered during the billing period.

Revenue from other wholesales service is recognized on the basis of gross value over contract term.

5.12.6 Determination of Transaction Price

When contract include contractual clause covering commercial discount or free offers, the Group defers these discounts or free offers over the contract term.

In determining the transaction price, the Group considers the effects of variable consideration, the existence of significant financing components, non-cash consideration and consideration payable to the customer (if any).

5.12.6.1 Variable consideration

If the consideration in a contract includes a variable amount, the Group estimates the amount of consideration to which it will be entitled in exchange for transferring the products to the customer. The variable consideration is estimated at contract inception and constrained until it is highly probable that a significant revenue reversal in the amount of cumulative revenue recognized will not occur when the associated uncertainty with the variable consideration is subsequently resolved.

5.12.6.2 Significant financing component

If a customer can pay for purchased equipment or services over a period of time, IFRS 15 requires judgement to determine if the contract includes a significant financing component. If it does, then the transaction price is adjusted to reflect the time value of money.

5.12.6.3 Non-cash consideration

The fair value of non-cash consideration received from the customer on the transaction date is included in the transaction price.

5.12.6.4 Consideration payable to the customer

Consideration payable to the customer includes cash amount that the Group pays or expect to pay to the customers and is accounted for as reduction of transaction price.

5 MATERIAL ACCOUNTING POLICY INFORMATION (CONTINUED)

5.13 Contract balances

5.13.1 Contract assets

Contract assets are the rights to consideration in exchange for products or services transferred by the Group to the customer. If the Group performs by transferring products or services to a customer before the customer pays consideration or before payment is due, a contract asset is recognized for the earned consideration that is conditional.

5.13.2 Contract costs

Contract costs relate to incremental costs of obtaining a contract and certain costs to fulfil a contract to be recognized as an asset when:

- The costs relate directly to the contract (or to a specified anticipated contract)
- The costs generate or enhance resources of the Group that will be used in satisfying (or in continuing to satisfy) performance obligations in the future.
- The costs are expected to be recovered

Contract costs recognized by the Group are amortized on a systematic basis that is consistent with the Group's transfer of related goods or services to the customer.

5.13.3 Contract liabilities

Contract liabilities are recognized if a payment is received or a payment is due (whichever is earlier) from a customer before the Group transfers the related products or services. Contract liabilities are recognized as revenue when the Group performs under the contract (i.e. transfers control of the related products or services to the customer).

5.14 Costs and expenses

5.14.1 Cost of revenue

Represent the cost of revenue incurred during the period which include the costs of products sold, inventory obsolescence, governmental charges, interconnection costs and other direct and indirect costs related to the revenues recognized.

5.14.1.1 Governmental charges

Governmental charges represent government contribution fees in trade earnings, license fees, frequency waves' fees and costs charged to the Group against the rights to use telecommunications and data services in the Kingdom of Saudi Arabia as stipulated in the license agreements. These fees are recorded in the related periods during which these fees are incurred and included under cost of services in the consolidated statement of profit or loss.

5.14.1.2 Interconnection costs

Interconnection costs represent connection charges to national and international telecommunication networks. Interconnection costs are recorded in the period when relevant calls are made and are included in the cost of services caption in the consolidated statement of profit or loss.

5.14.2 Selling and marketing expenses

Expenses related to the selling, distribution and marketing functions represents direct and indirect costs that are not specifically part of cost of revenue and are directly related to sales, distribution and marketing activities.

5.14.3 General and administrative expenses

Represent expenses related to the administration and not to the revenue earning or the selling, distribution and marketing functions. General and administrative expenses include direct and indirect costs that are not specifically part of cost of revenue or sales and marketing expenses.

5.15 Dividends

The Company's dividends policy is approved by the General Assembly and the Company recognizes a liability to pay a dividend when the distribution is authorized. A corresponding amount is recognized directly in equity.

5 MATERIAL ACCOUNTING POLICY INFORMATION (CONTINUED)

5.16 Foreign currencies

The financial statements and disclosures are presented in Saudi Riyals (the functional currency of Etihad Etisalat Company – the Parent Company). For each subsidiary, the Group determines the functional currency, which is defined as the currency of the primary economic environment in which the entity operates, and items included in the financial statements of each subsidiary are measured using that functional currency.

In preparing the financial statements of each individual group entity, transactions in currencies other than the entity's functional currency (foreign currencies) are recognized at the rates of exchange prevailing at the dates of the transactions. At the end of each reporting period, monetary items denominated in foreign currencies are translated at the rates prevailing at that date. Non-monetary items carried at fair value that are denominated in foreign currencies are translated at the rates prevailing at the date when the fair value was determined. The gain or loss arising on translation of non-monetary items measured at fair value is treated in line with the recognition of gain or loss on change in fair value of the item to which it relates. Non-monetary items that are measured in terms of historical cost in a foreign currency are not retranslated.

Gains or losses arising on settlement or translation of monetary items are recognized in profit or loss with the exception of monetary items that are designated as part of the hedge of the Group's net investment in a foreign operation. These are recognized in OCI until the net investment is disposed of, at which time, the cumulative amount is reclassified to profit or loss. Tax charges and credits attributable to exchange differences on those monetary items are also recognized in OCI.

For the purposes of presenting the consolidated financial statements, the assets and liabilities of the Group's foreign operations are translated into Saudi Riyals using exchange rates prevailing at the reporting date. Income and expense items are translated at the average exchange rates for the reporting period, unless exchange rates fluctuate significantly during that period, in which case the exchange rates at the dates of the transactions are used. Exchange differences arising, if any, are recognized in other comprehensive income and accumulated in equity (and attributed to non-controlling interests as appropriate).

Any goodwill arising on the acquisition of a foreign operation and any fair value adjustments to the carrying amounts of assets and liabilities arising on the acquisition are treated as assets and liabilities of the foreign operation and translated at the spot rate of exchange at the reporting date.

On the disposal of a foreign operation (i.e. a disposal of the Group's entire interest in a foreign operation, a disposal involving loss of control over a subsidiary that includes a foreign operation, or a partial disposal of an interest in a joint venture or an associate that includes a foreign operation of which the retained interest becomes a financial asset), all of the exchange differences accumulated in equity in respect of that operation attributable to the Company's shareholders are reclassified to the consolidated statement of profit or loss. For all partial disposals of associates or joint ventures that do not result in the Group losing significant influence or joint control, the proportionate share of the accumulated exchange differences is reclassified to the consolidated statement of profit or loss.

5.17 Leases

The Group assesses at inception of a contract, whether the contract is, or contains, a lease. A contract is, or contains, a lease if the contract conveys the right to control the use of an identified asset for a period of time in exchange for consideration.

5.17.1 The Group as a lessee

The Group recognizes a right-of-use asset and a lease liability at the lease commencement date.

The right-of-use asset is initially measured at cost, which comprises the initial amount of the lease liability adjusted for any lease payments made at or before the commencement date, plus any initial direct costs incurred and an estimate of the costs of dismantling and removing the underlying asset and restoring the underlying asset or the site on which it is located, less any lease incentives received.

5 MATERIAL ACCOUNTING POLICY INFORMATION (CONTINUED)

5.17 Leases (continued)

5.17.1 The Group as a lessee (continued)

The right-of-use asset is subsequently depreciated using the straight-line method from the commencement date to the earlier of the end of the useful life of the right-of-use asset or the end of the lease term. In addition, the right-of-use asset is periodically reduced by impairment losses, if any, and adjusted for any re-measurements of the lease liability.

The lease liability is initially measured at the present value of the lease payments that are not paid at the commencement date, discounted using the interest rate implicit in the lease or, if that rate cannot be readily determined, the Group's incremental borrowing rate.

After initial recognition, the lease liability is measured by (a) increasing the carrying amount to reflect interest on the lease liability; (b) reducing the carrying amount to reflect the lease payments made; and (c) re-measuring the carrying amount to reflect any reassessment or lease modifications or to reflect revised in-substance fixed lease payments.

Where, (a) there is a change in the lease term as a result of reassessment of certainty to exercise renew option or not; or (b) there is a change in the assessment of an option to purchase the underlying asset, assessed considering the events and circumstances in the context of a purchase option, the Group re-measures the lease liabilities to reflect changes to lease payments by discounting the revised lease payments using a revised discount rate. The Group determines the revised discount rate as the interest rate implicit in the lease for the remainder of the lease term, or, if that rate cannot be readily determined, the Group's incremental borrowing rate at the date of reassessment.

Where, (a) there is a change in the amounts expected to be payable under a residual value guarantee; or (b) there is a change in future lease payments resulting from a change in an index or a rate used to determine those payments, including a change to reflect changes in market rental rates following a market rent review, the Group re-measures the lease liabilities by discounting the revised lease payments using an unchanged discount rate, unless the change in lease payments results from a change in floating interest rates. In such case, the Group use a revised discount rate that reflects changes in the interest rate.

The Group recognizes the amount of the re-measurement of lease liability as an adjustment to the right-of-use asset. Where the carrying amount of the right-of-use asset is reduced to zero and there is a further reduction in the measurement of the lease liability, the Group recognizes any remaining amount of the re-measurement in consolidated statement of profit or loss.

The Group accounts for a lease modification as a separate lease if both:

- a. the modification increases the scope of the lease by adding the right to use one or more underlying assets; and
- b. the consideration for the lease increases by an amount commensurate with the stand-alone price for the increase in scope and any appropriate adjustments to that stand-alone price to reflect the circumstances of the particular contract.

Lease modification that is not accounted for as a separate lease, the Group at the effective date of the lease modification: (a) allocates the consideration in the modified contract; (b) determines the lease term of the modified lease; and (c) remeasures the lease liability by discounting the revised lease payments using a revised discount rate.

The Group has elected not to recognize right-of-use assets and lease liabilities for short-term leases and leases of low-value assets. The Group recognizes the lease payments associated with these leases as an expense on a straight-line basis over the lease term.

5.17.2 The Group as a lessor

When the Group acts as a lessor, it determines at lease inception whether each lease is a finance lease or an operating lease.

To classify each lease, the Group makes an overall assessment of whether the lease transfers substantially all of the risks and rewards incidental to ownership of the underlying asset. If this is the case, then the lease is a finance lease; if not, then it is an operating lease. As part of this assessment, the Group considers certain indicators such as whether the lease is for the major part of the economic life of the asset.

5 MATERIAL ACCOUNTING POLICY INFORMATION (CONTINUED)

5.17 Leases (continued)

5.17.2 The Group as a lessor (continued)

When the Group is an intermediate lessor, it accounts for its interests in the head lease and the sub-lease separately. It assesses the lease classification of a sub-lease with reference to the right-of-use asset arising from the head lease, not with reference to the underlying asset. If a head lease is a short-term lease to which the Group applies the exemption described above, then it classifies the sub-lease as an operating lease.

The Group recognizes lease payments received under operating leases as income on a straight-line basis over the lease term in consolidated statement of profit or loss.

5.18 Segment reporting

Operating segments of the Group are identified based on internal reports, which are regularly reviewed by the Group's main decision makers (Chief Operating Decision Maker "CODM") for the purpose of resource allocation among segments and performance assessment.

5.19 Provisions

5.19.1 General

Provisions are recognized when the Group has a present obligation (legal or constructive) as a result of a past event, it is probable that the Group will be required to settle the obligation, and the obligation can be measured reliably.

The amount recognized as a provision is the best estimate of the consideration required to settle the present obligation at the end of the financial year, after taking into account the risks and uncertainties surrounding the obligation. When a provision is measured using the cash flows estimated to settle the present obligation, its carrying amount is the present value of those cash flows (when the effect of the time value of money is material). When discounting is used, the increase in the provision due to the passage of time is recognized as a finance cost in the consolidated statement of profit or loss.

When some or all of the economic benefits required to settle a provision are expected to be recovered from a third party, a receivable is recognized as an asset if it is virtually certain that reimbursement will be received and the amount of the receivable can be measured reliably.

5.19.2 Asset decommissioning liabilities

The Group recognizes obligations on decommissioning of assets when there is a legal or constructive obligation arising from past events and it is likely to result in an outflow of resources to settle the obligation and if the obligation can be reliably measured.

The Group calculates a provision with the value of future costs related to the decommissioning of the assets. Upon initial recognition of the obligation, the present value of the expected costs (using a discount rate for future cash flows) is added to the value of the right of use assets. The unwinding of the discount is expensed as incurred and recognized in the consolidated statement of profit or loss as a finance costs.

The estimated future costs of decommissioning are reviewed annually and adjusted as appropriate. Changes in the estimated future costs or in the discount rate applied are added to or deducted from the cost of right of use assets.

5.20 Contingent liabilities

A contingent liability is a possible obligation which may arise from past events and whose existence will be confirmed only by the occurrence or non-occurrence of one or more uncertain future events not wholly within the control of the Group, or a present obligation that is not recognized because it is not probable that an outflow of resources will be required to settle the obligation. If the amount of the obligation cannot be measured with sufficient reliability, then the Group does not recognize the contingent liability but discloses it in the consolidated financial statements.

5 MATERIAL ACCOUNTING POLICY INFORMATION (CONTINUED)

5.21 Inventories

Inventories are stated at the lower of cost or net realizable value. Costs of inventories are determined using the weighted average method. Net realizable value represents the estimated selling price for inventories less all estimated costs of completion and costs necessary to make the sale.

The Group provides for slow-moving and obsolete inventories in the cost of revenue in the consolidated statement of profit or loss.

5.22 Government grants

Government grants are not recognized until there is reasonable assurance that the Group will comply with the attached conditions and that the grants will be received.

Government grants are recognized in the consolidated statement of profit or loss on a systematic basis over the periods in which the Group recognizes as expenses the related costs for which the grants are intended to compensate. Specifically, government grants whose primary condition is that the Group should purchase, construct or otherwise acquire non-current assets are recognized as deferred revenue in the consolidated statement of financial position and transferred to the consolidated statement of profit or loss on a systematic and rational basis over the useful lives of the related assets.

When the Group receives government grants as compensation for expenses or losses already incurred or immediate financial support with no future related costs, these are recognized in the profit or loss in the period in which they become receivable.

6 MATERIAL ACCOUNTING ESTIMATES, ASSUMPTIONS AND JUDGEMENTS

The preparation of the Group's consolidated financial statements in "prepared in accordance with IFRS as endorsed in the Kingdom of Saudi Arabia and other standards and pronouncements issued by SOCPA" requires the use of estimates, assumptions and judgments that affect the amounts recorded as revenue, expenses, assets, liabilities and the accompanying disclosures, as well as the disclosure of contingent liabilities. The estimates, assumptions and judgments are based on historical experience and other factors that are considered to be relevant. Actual results may differ from these estimates due to market changes or circumstances arising beyond the control of the Group,

such changes are reflected in the assumptions when they occur. Uncertainty about these estimates, assumptions and judgments could result in outcomes that require a material adjustment to the carrying amount of the asset or liability affected in future periods.

The estimates are reviewed on an ongoing basis. Revisions to accounting estimates are recognized in the period in which the estimate is revised if the revision affects only that period, or in the period of the revision and future periods.

6.1 Provisions

In respect of provisions including decommissioning provision, the Group provides for anticipated outflows of resources considered probable. Estimates are used in assessing the likely amount of the settlement. The ultimate liability may vary from the amounts provided and would be dependent on the eventual outcome. Provisions are recorded by discounting the future cash flows at a current pre-tax rate that reflects the risks specific to the liability. The unwinding of the discount is recognized in the consolidated statement of profit or loss as a finance cost.

6.2 Impairment losses on trade receivables and contract assets

The Group uses a provision matrix to calculate expected credit loss on accounts receivable and contract assets. The provision rates are based on days past due for groupings of various customer segments that have similar loss patterns.

The provision matrix is initially based on the Group's historical observed default rates. The Group calibrates the matrix to adjust the historical credit loss experience with forward-looking information. At every reporting date, the Group updates its historical default rates and reflects that in future estimates.

6 MATERIAL ACCOUNTING ESTIMATES, ASSUMPTIONS AND JUDGEMENTS (CONTINUED)

6.2 Impairment losses on trade receivables and contract assets (continued)

The assessment of the correlation between historical observed default rates, forecast economic conditions and expected credit loss is a significant estimate. The amount of expected credit loss is sensitive to changes in forecast of circumstances and economic conditions.

6.3 Financial risk management and financial instruments

The fair value of derivative instruments, investments in publicly traded and private companies, and equity instruments is determined on the basis of either prices in regulated markets or quoted prices provided by financial counterparties, or using valuation models which also take into account subjective measurements such as, cash flow estimates or expected volatility of prices.

6.4 Defined benefit obligations

The cost of defined benefit and the present value of the related obligation are determined using actuarial valuations. An actuarial valuation involves making various assumptions which may differ from actual developments in the future. These include the determination of the discount rate, future salary increases, withdrawal rate and mortality rates. Due to the complexity of the valuation, the underlying assumptions and its long-term nature, a defined benefit obligation is highly sensitive to changes in these assumptions.

6.5 Impairment of non-financial assets

An impairment exists when the carrying value of an asset or CGU exceeds its recoverable amount, which is the higher of its fair value less costs of disposal and its value in use. The fair value less costs of disposal calculation is based on available data from binding sales transactions, conducted at arm's length for similar assets or observable market prices less incremental costs for disposing of the asset. The value in use calculation is based on a discounted cash flow (DCF) model. The cash flows are derived usually from the budget for the next five years and do not include restructuring activities that the Group is not yet committed to or significant future investments that will enhance the asset's performance of the CGU being tested. The recoverable amount is most sensitive to the discount rate used for the DCF model as well as the expected future cash-inflows and the growth rate used for extrapolation purposes.

6.6 Property and equipment

6.6.1 Useful lives of property and equipment

The useful life of each of the Group's items of property and equipment is estimated based on the period over which the asset is expected to be available for use. Such estimation is based on a collective assessment of practices of similar businesses, internal technical evaluation, experience with similar assets and application of judgment as to when the assets become available for use and the commencement of the depreciation.

The estimated useful life of each asset is reviewed at least each financial year-end and updated if expectations differ from previous estimates due to physical wear and tear, technical or commercial obsolescence and legal or other limits on the use of the asset. It is possible, however, that future results of operations could be materially affected by changes in the amounts and timing of recorded expenses brought about by changes in the factors mentioned above. A reduction in the estimated useful life of any item of property and equipment would increase the recorded operating expenses and decrease non-current assets.

6.6.2 Allocation of costs

The Group enters into arrangements with certain of its key suppliers which may include the provision of multiple products and services including property and equipment, inventories and maintenance and other services across a number of reporting periods. Such arrangements may include the provision of free of charge assets and incentives which enable the Group to obtain further products and services at discounted values.

6 MATERIAL ACCOUNTING ESTIMATES, ASSUMPTIONS AND JUDGEMENTS (CONTINUED)

6.6 Property and equipment (continued)

6.6.2 Allocation of costs (continued)

Management aggregates, where appropriate, such arrangements and allocates the net cost of such an aggregation between the multiple products and services based on its best estimate of the fair value of the individual components. The cost of such components is capitalized or expensed according to the relevant accounting policy.

6.7 Zakat and taxation

The Group calculates zakat, withholding tax and VAT in accordance with the requirements of the Zakat, Tax and Customs Authority (ZATCA) which are subject to change based on final assessments received. The final outcome of any additional amounts assessed by the ZATCA depends on the eventual outcome of the appeal process which the Group is entitled to submit. When the final tax outcome differs from the amounts initially recorded, such differences could impact the consolidated statement of profit or loss in the period in which the final judgment is made.

6.8 Contingencies

The Group is currently involved in various legal proceedings. Estimates of the probable costs for the resolution of these claims, if any, have been developed in consultation with internal and external counsels handling the Group's defense in these matters and are based upon the probability of potential results. The Group's management currently believes that these proceedings will not have a material effect on the consolidated financial statements. It is possible, however, that future results of operations could be materially affected depending on the final outcome of the proceedings.

6.9 Fair value measurement

Fair value is the price that would be received to sell an asset or paid to transfer a liability in an orderly transaction between market participants at the measurement date. The fair value measurement is based on the presumption that the transaction to sell the asset or transfer the liability takes place either:

- In the principal market for the asset or liability; or
- In the absence of a principal market, in the most advantageous market for the asset or liability.

The principal or most advantageous market must be accessible by the Group. The fair value of an asset or a liability is measured using the assumptions that market participants would use when pricing the asset or liability, assuming that market participants act in their economic best interest.

A fair value measurement of a non-financial asset considers a market participant's ability to generate economic benefits from the asset's highest and best use or by selling it to another market participant that would utilize the asset in its highest and best use.

The Group uses valuation techniques that are appropriate in the circumstances and for which sufficient data are available to measure fair value, maximizing the use of relevant observable inputs and minimizing the use of unobservable inputs.

All assets and liabilities for which fair value is measured or disclosed in the consolidated financial statements are categorized within the fair value hierarchy. This is described as follows based on the lowest level input that is significant to the fair value measurement as a whole:

- Level 1 - Quoted (unadjusted) market prices in active markets for identical assets or liabilities;
- Level 2 - Valuation techniques for which the lowest level input that is significant to the fair value measurement is directly or indirectly observable; and
- Level 3 - Valuation techniques for which the lowest level input that is significant to the fair value measurement is unobservable.

For assets and liabilities that are recognized in the consolidated financial statements at fair value on a recurring basis, the Group determines whether transfers have occurred between levels in the hierarchy by re-assessing categorization (based on the lowest level input that is significant to the fair value measurement as a whole) at the end of each reporting period. The Group determines the policies and procedures for both recurring fair value measurement, and for non-recurring measurement.

6 MATERIAL ACCOUNTING ESTIMATES, ASSUMPTIONS AND JUDGEMENTS (CONTINUED)

6.9 Fair value measurement (continued)

At each reporting date, the Group analyses the movements in the values of assets and liabilities which are required to be re-measured or re-assessed as per the Group's accounting policies. For this analysis, the Group verifies the major inputs applied in the latest valuation by agreeing the information in the valuation computation to contracts and other relevant documents. The Group also compares the change in the fair value of each asset and liability with relevant external sources to determine whether the change is reasonable. For the purpose of fair value disclosures, the Group has determined classes of assets and liabilities on the basis of the nature, characteristics and risks of the asset or liability and the level of the fair value hierarchy, as explained above.

6.10 Revenue

6.10.1 Identifying performance obligations in a bundled sale of devices and services

The Group provides services that are either sold separately or bundled together with the sale of devices to a customer. The Group analyses whether devices and services are capable of being distinct or not.

6.10.2 Gross versus net presentation

When the Group sells products or services as principal, revenue and related costs are reported on a gross basis in revenue and operating cost. If the Group sells products or services as an agent, revenue is recorded on a net basis, representing the margin earned.

Whether the Group is principal or agent, depends on whether the control of products or services is transferred to customers, and it has the ability to direct the use of the devices or obtain benefits from the devices or service. Below are the key criteria to determine whether the Group is acting as a principal:

- The Group has the primary responsibility for providing the products or services to the customer or for fulfilling the order, for example by being responsible for the acceptability of the products or services ordered or purchased by the customer;
- The Group has inventory risk before or after the customer order, during shipping or on return; and
- The Group has latitude in establishing prices, either directly or indirectly, for example by providing additional products or services.

6.10.3 Consideration of significant financing component in a contract

The Group analyses significant financing component in a contract where payment terms are exceeding more than one year for the date of services rendered. In determining the interest to be applied to the amount of consideration, the Group uses discount rate as appropriate in the circumstances.

6.10.4 Determining whether the loyalty points provide material rights to customers

The Group assessed whether the loyalty points provide a material right to the customer that needs to be accounted for as a separate performance obligation. The Group determined that the loyalty points provide a material right that the customer would not receive without entering into the contract. The free products or services the customer would receive by exercising the loyalty points do not reflect the stand-alone selling price that a customer without an existing relationship with the Group would pay for those products or services.

6.11 Leases

In determining the lease term, the Group considers all relevant facts and circumstances that create an economic incentive for the lessee to exercise the option to extend the lease, or not to exercise the option to terminate the lease. The Group revises the lease term if there is a change in the non-cancellable period of a lease.

The Group cannot readily determine the interest rate implicit in a lease, therefore, it uses its incremental borrowing rate (IBR) to measure lease liabilities. The IBR is the rate of interest that the Group would have to pay to borrow over a similar term, and with a similar security, the funds necessary to obtain an asset of a similar value to the right-of-use asset in a similar economic environment.

The Group estimates the IBR using observable inputs (such as market interest rates) when available in addition to make certain entity-specific estimates.

Etiihad Etisalat Company (A Saudi Joint Stock Company)
Notes to the consolidated financial statements (continued)
For the year ended 31 December 2024
(All amounts in Saudi Riyals thousands unless otherwise stated)

7 PROPERTY AND EQUIPMENT

	Land and buildings	Telecom network equipment	Computer equipment and software	Other assets	Capital work in progress	Total
Cost						
As at 1 January 2024	1,480,978	44,862,990	6,013,427	1,269,891	284,981	53,912,267
Additions	785	1,638,086	440,324	27,862	427,764	2,534,821
Reclassification	(5,665)	1,063	7,179	(2,577)	-	-
Disposals	-	(51,395)	(44,693)	(25,992)	-	(122,080)
As at 31 December 2024	1,476,098	46,450,744	6,416,237	1,269,184	712,745	56,325,008
Accumulated depreciation and impairment						
As at 1 January 2024	541,814	28,551,344	4,716,120	1,091,018	-	34,900,296
Charge for the year	25,291	2,321,100	311,288	32,291	-	2,689,970
Reclassification	(2,424)	515	3,506	(1,597)	-	-
Disposals	-	(48,433)	(42,901)	(24,956)	-	(116,290)
As at 31 December 2024	564,681	30,824,526	4,988,013	1,096,756	-	37,473,976
Net book value as at 31 December 2024	911,417	15,626,218	1,428,224	172,428	712,745	18,851,032

	Land and buildings	Telecom network equipment	Computer equipment and software	Other assets	Capital work in progress	Total
Cost						
As at 1 January 2023	1,481,259	48,425,481	5,673,335	1,248,100	168,107	56,996,282
Additions	-	1,667,004	433,845	30,809	116,874	2,248,532
Disposals	(281)	(5,229,495)	(93,753)	(9,018)	-	(5,332,547)
As at 31 December 2023	1,480,978	44,862,990	6,013,427	1,269,891	284,981	53,912,267
Accumulated depreciation and impairment						
As at 1 January 2023	516,501	31,404,199	4,509,883	1,058,125	-	37,488,708
Charge for the year	25,433	2,326,324	298,931	40,106	-	2,690,794
Disposals	(120)	(5,179,179)	(92,694)	(7,213)	-	(5,279,206)
As at 31 December 2023	541,814	28,551,344	4,716,120	1,091,018	-	34,900,296
Net book value as at 31 December 2023	939,164	16,311,646	1,297,307	178,873	284,981	19,011,971

- During the year ended 31 December 2024, the Group has capitalized internal technical staff costs amounting to SR 173 million (31 December 2023: SR 168 million).
- Other assets include Leasehold improvements, Office furniture and equipment and Vehicles.
- During the year ended 31 December 2024, the Group has reviewed the estimated useful lives and residual value of property and equipment, which resulted in change in the estimate of certain items, Resulted in an increase in depreciation expense by an amount of SR 46 million.
- During the year ended 31 December 2023, the Group has reviewed the estimated useful lives of buildings, which resulted in change in the estimation, resulted in decrease in depreciation expense by an amount of SR 31 million.
- The accumulated depreciation balance includes an amount of SR 219 million as of 31 December 2024 (31 December 2023: SR 120 million) which represents the depreciation of the remaining salvage values of the fully depreciated assets.

Etihad Etisalat Company (A Saudi Joint Stock Company)
Notes to the consolidated financial statements (continued)
For the year ended 31 December 2024
(All amounts in Saudi Riyals thousands unless otherwise stated)

8 INTANGIBLE ASSETS

	Telecommunication services licenses	Goodwill	Indefeasible Right of Use (IRU)	Others*	Total
Cost:					
1 January 2024	13,586,350	1,466,865	1,405,207	107,172	16,565,594
Additions	-	-	43,591	-	43,591
31 December 2024	13,586,350	1,466,865	1,448,798	107,172	16,609,185
Accumulated Amortization					
1 January 2024	8,229,057	-	921,786	98,809	9,249,652
Charge for the year	289,059	-	71,855	949	361,863
31 December 2024	8,518,116	-	993,641	99,758	9,611,515
Net book value at 31 December 2024	5,068,234	1,466,865	455,157	7,414	6,997,670
	Telecommunication services licenses *	Goodwill	Indefeasible Right of Use (IRU)	Others*	Total
Cost:					
1 January 2023	13,586,350	1,466,865	1,335,377	107,172	16,495,764
Additions	-	-	69,830	-	69,830
31 December 2023	13,586,350	1,466,865	1,405,207	107,172	16,565,594
Accumulated Amortization					
1 January 2023	7,939,998	-	850,246	97,861	8,888,105
Charge for the year	289,059	-	71,540	948	361,547
31 December 2023	8,229,057	-	921,786	98,809	9,249,652
Net book value at 31 December 2023	5,357,293	1,466,865	483,421	8,363	7,315,942

* Others include various computer software.

The net book value and expiry dates of the main mobile operating licenses and frequency spectrum are as follows:

	End of amortization period	31 December 2024	31 December 2023
Telecommunication services licenses	Between 2030– 2043	4,784,511	5,042,060
Indefeasible Right of use (multiple items)	Between 2024 – 2045	455,157	483,421
Frequency spectrum (multiple items)	Between 2033 – 2035	283,723	315,233
		5,523,391	5,840,714

Goodwill

- The Group has tested separately recognized goodwill for impairment. The recoverable amount has been determined based on value-in-use, using discounted cash flow analysis. The cash flow projections are based on approved Business Plan.
- The recoverable amount of the CGU as at 31 December 2024 has been determined based on a value-in-use calculation using cash flow projections from financial Business plan covering a five years period. The pre-tax discount rate applied to cash flow projections is 8.6% (31 December 2023: 5.7%) and cash flows beyond the five years period are extrapolated using a 1.5% growth rate (31 December 2023: 1.5%). It was concluded that the carrying value of the goodwill has not exceeded the value-in-use. As a result of this analysis, no goodwill impairment was recognized.

8 INTANGIBLE ASSETS (CONTINUED)

Goodwill (continued)

- Assumption of a rise in the pre-tax discount rate beyond 16.9% (i.e., 8.3%) (31 December 2023: 10.02% (i.e., 4.32%)) in the CGU would result in an impairment loss, assumption of reduction to growth rate -15% (31 December 2023: -7%) in the long-term growth rate would not result in an impairment loss.

9 RIGHT OF USE ASSETS

	Telecommunication network equipment	Land and buildings	Total
Net book value as at 1 January 2024	2,360,781	369,129	2,729,910
Additions	508,344	104,547	612,891
Termination/Adjustment, net	(22,882)	11,264	(11,618)
Depreciation	(497,185)	(115,206)	(612,391)
Net book value as at 31 December 2024	<u>2,349,058</u>	<u>369,734</u>	<u>2,718,792</u>
	Telecommunication network equipment	Land and buildings	Total
Net book value as at 1 January 2023	2,406,503	296,501	2,703,004
Additions	427,056	150,237	577,293
Termination/Adjustment, net	12,123	32,413	44,536
Depreciation	(484,901)	(110,022)	(594,923)
Net book value as at 31 December 2023	<u>2,360,781</u>	<u>369,129</u>	<u>2,729,910</u>

- The Group's main leases are in respect of land and buildings which is used for base stations, sales outlets, offices, warehouses and technical facilities. The lease period ranges between 2 years to 25 years and usually is for 10 years and often includes an option to renew the lease at the end of the lease term. For some lease contracts, the Group is required to restore the premises to the condition they were at time of entering into lease. The average weighted discount rate used is 6.29% (31 December 2023: 5.45%).
- At 31 December 2024, the Group has non-cash additions to right-of-use assets of amount of SR 613 million (31 December 2023: SR 577 million).

10 INVESTMENT IN JOINT VENTURE

The Company holds a 25% equity interest in Sehati for Information Technology Service Company, a limited liability Company incorporated in Kingdom of the Saudi Arabia. The principal activities of Sehati for Information Technology Service Company are construction, maintenance and operation of networks and computers' software and related works, import, export and sale of telecommunications systems and equipment and computer systems. The investment is accounted for using the equity method in these consolidated financial statements. During the fourth quarter of 2023, the Board of Directors of Sehati for Information Technology Services Company approved the distribution of dividends to the owners, of which the company's share amounted to SR 37.5 million.

During the third quarter of 2023, the Company participated in establishing the Integrated Data Company for Information Technology (A Limited Liability Company) with a capital of SR 22 million, of which the Company's share is SR 6.6 million, representing 30% of the total capital value. The purpose of this company revolves around big data technologies, data science and analysis, and the construction of geospatial databases

10 INVESTMENT IN JOINT VENTURE (CONTINUED)

The following is the information of joint venture that is not material:

	31 December 2024	31 December 2023
Group's share of net profit	43,791	30,053
Group's share carrying amount	52,420	11,152

The Group share of joint venture in an outstanding letter of guarantee amounting to SR 11.3 million (31 December 2023: SR 22.5 million).

11 CONTRACT COSTS

Contract costs consist of the followings:

	31 December 2024	31 December 2023
Costs to obtain the contracts	186,510	277,508
Costs to fulfil the contracts	177,708	246,272
	364,218	523,780
Current	359,940	495,107
Non-current	4,278	28,673
	364,218	523,780

- Costs to obtain contracts relate to incremental commission fees and additional incentives paid to distributors, dealers and employees as a result of obtaining contracts with customers. These costs are amortized on a straight-line basis over term each of specific contract relates to.
- Costs to fulfil contracts are costs that incurred in fulfilling a contract with a customer, which will generate recourses that will be used in satisfying these contracts and expected to be recovered, such as installation and devices costs. They were therefore recognized as an asset from cost fulfil contracts. The asset is amortized using the same pattern of performance obligation transfer to the customer as per the underlying contract.

12 CONTRACT BALANCES

12.1 Contract assets

The contract assets primarily relate to the Group's rights to consideration for work completed but not yet billed at the reporting date. The contract assets are transferred to receivables when the rights become unconditional. This usually occurs when the Group issues an invoice to the customer.

	31 December 2024	31 December 2023
Contract Assets	1,124,222	1,059,506
Less: allowance for impairment loss on contract assets	(30,768)	(26,724)
	1,093,454	1,032,782
Current	1,003,495	929,380
Non-current	89,959	103,402
	1,093,454	1,032,782

Significant change in the contract assets during the year are as follows:

	31 December 2024	31 December 2023
Transfer from contract assets recognized at the beginning of the year	(968,336)	(875,126)
Additions to contract assets during the year	1,029,008	997,388
	60,672	122,262

Etihad Etisalat Company (A Saudi Joint Stock Company)
Notes to the consolidated financial statements (continued)
For the year ended 31 December 2024
(All amounts in Saudi Riyals thousands unless otherwise stated)

12 CONTRACT BALANCES (CONTINUED)

12.1 Contract assets (continued)

The movement of the allowance for impairment loss on contract assets is as follows:

	31 December 2024	31 December 2023
Balance at the beginning of the year	(26,724)	(26,712)
Charge for the year	(4,044)	(12)
Balance at the end of the year	(30,768)	(26,724)

12.2 Contract liabilities

The contract liabilities primarily relate to the unredeemed customer loyalty points and the advance consideration received from customers for which revenue is recognized overtime.

	31 December 2024	31 December 2023
Current	831,150	785,828
Non-current	321,510	280,648
	1,152,660	1,066,476

Significant change in the contract liabilities during the period are as follows:

	31 December 2024	31 December 2023
Revenue recognized that was included in the contract liability balance at the beginning of the year	(689,887)	(529,390)
Increase in cash received, excluding amounts recognized as revenue during the year	776,071	620,395
	86,184	91,005

13 FINANCIAL AND OTHER ASSETS

13.1 Financial assets

	31 December 2024	31 December 2023
Restricted cash	250,071	119,075
Accrued income	26,366	56,889
Derivatives financial instruments	12,576	76,021
Equity investments at fair value through other comprehensive income	4,062	6,839
Others	119,670	166,712
	412,745	425,536
Current	408,683	376,944
Non-current	4,062	48,592
	412,745	425,536

13 FINANCIAL AND OTHER ASSETS (CONTINUED)

13.2 Other assets

	31 December 2024	31 December 2023
Capital advances	300,660	67,517
Advance payments	91,665	122,513
Prepaid expenses	58,528	69,491
Others	138,045	108,071
	588,898	367,592
Current	288,238	300,075
Non-current	300,660	67,517
	588,898	367,592

14 INVENTORIES

	31 December 2024	31 December 2023
Handsets and equipment	280,996	212,122
SIM cards	16,944	20,870
Prepaid vouchers and scratch cards	203	546
	298,143	233,538
Less: provision for inventory obsolescence	(85,151)	(82,777)
	212,992	150,761

The movement of the provision for inventory obsolescence is as follows:

	31 December 2024	31 December 2023
Balance at the beginning of the year	(82,777)	(72,808)
Charge during the year	(2,374)	(10,050)
Written off during the year	-	81
Balance at the end of the year	(85,151)	(82,777)

15 ACCOUNTS RECEIVABLE

	31 December 2024	31 December 2023
Accounts receivable	6,280,388	5,585,140
Less: allowance for impairment loss on accounts receivable	(2,350,829)	(2,194,606)
	3,929,559	3,390,534

Ageing analysis of trade receivables as follows:

	31 December 2024			31 December 2023		
	Gross Amounts	Allowance for impairment	ECL rate	Gross Amounts	Allowance For impairment	ECL rate
Not past due	1,206,973	(94,760)	7.9%	1,042,729	(50,190)	4.8%
Past due:						
1-30 days	606,240	(21,916)	3.6%	456,749	(13,194)	2.9%
31-90 days	532,635	(33,211)	6.2%	571,632	(34,092)	6.0%
91-180 days	479,911	(83,190)	17.3%	641,098	(122,050)	19.0%
181-365 days	809,357	(199,653)	24.7%	603,209	(239,757)	39.7%
> 365 days	2,645,272	(1,918,099)	72.5%	2,269,723	(1,735,323)	76.5%
	6,280,388	(2,350,829)	37.4%	5,585,140	(2,194,606)	39.3%

15 ACCOUNTS RECEIVABLE (CONTINUED)

The movement of the allowance for impairment loss on accounts receivable is as follows:

	31 December 2024	31 December 2023
Balance at the beginning of the year	(2,194,606)	(2,167,041)
Charge for the year	(142,272)	(185,617)
Settlement during the year	(68,726)	(75,751)
Write off during the year	54,775	233,803
Balance at the end of the year	(2,350,829)	(2,194,606)

16 RELATED PARTIES' TRANSACTIONS AND BALANCES**16.1 Related parties' transactions**

The Group has the following related parties:

Party	Relationship
Emirates Telecommunication Group (PJSC)	Founding shareholder
Emirates Data Clearing House	Associate to Founding shareholder
Etisalat Misr S.A.E.	Subsidiary to Founding shareholder
Etisalat Afghanistan	Subsidiary to Founding shareholder
Etisalat Al Maghrib S.A (Maroc Telecom)	Subsidiary to Founding shareholder
Pakistan Telecommunication Company Limited	Subsidiary to Founding shareholder
Emirates Cable TV and Multimedia LLC	Subsidiary to Founding shareholder
Ufone	Subsidiary to Founding shareholder
Sehati for Information Service Company	Joint venture
Integrated Data Company for Information Technology	Joint venture

The Group transacted with related parties in ordinary course of business. Following are the details of major transactions with related parties:

	31 December 2024	31 December 2023
Interconnection services and roaming services rendered	97,293	127,620
Interconnection services and roaming services received	281,804	352,924
Other telecommunication services	10,211	16,776

- Services rendered to related parties comprise of the provision of telecommunication service, interconnection services and roaming services by the Group based on normal commercial terms. Services received from related parties comprise of telecommunication service, interconnection services and roaming services to the Group based on normal commercial terms.
- The Company has other transactions related to roaming with international telecommunications service providers through the Emirates Telecommunications Group (PJSC), where transactions revenues for the year ended 31 December 2024 amounted to SR 53 million (2023: SR 51 million) and transactions expenses for the year ended 31 December 2024 amounted to SR 59 million (2023: SR 55 million).

Compensation and benefits to board of directors and key management personnel

	31 December 2024	31 December 2023
Compensation and benefits - short term	128,245	118,391
Compensation and benefits - post-employment	3,925	3,768
Total compensation	132,170	122,159

16 RELATED PARTIES' TRANSACTIONS AND BALANCES (CONTINUED)

16.2 Related party balances

	31 December 2024	31 December 2023
Due from related parties		
Founding shareholder and its Associates & Subsidiaries	105,416	96,269
Joint venture	1,916	65,643
	107,332	161,912
Due to related parties		
Founding shareholder and its Associates & Subsidiaries	193,439	177,249
	193,439	177,249

17 SHORT TERM MURABAHA

The Group invests part of its excess cash in murabaha that have a maturity of more than three months but less than a year with several banks, with an annual average profit rate of 5.96% (2023: 5.43%). Income arising from these murabaha is reported under finance income in the consolidated statement of profit or loss.

18 CASH AND CASH EQUIVALENTS

	31 December 2024	31 December 2023
Cash on hand	801	576
Cash at banks	981,241	750,730
Short-term murabaha *	417,500	890,000
	1,399,542	1,641,306

* The Group invests a part of its surplus cash in murabaha that have a maturity of three months or less with several banks with an annual average profit rate of 5.92% (2023: 5.39%). Income arising from these murabaha is reported under finance income in the consolidated statement of profit or loss.

19 STATUTORY RESERVE

On 1 June 2023, the Company's General Assembly approved amending the Company's by-laws to comply with the New Companies' Law issued on 1 Dhul-Hijjah 1443 H (corresponding to 30 June 2022), whereby Article No. 44 of the bylaws relating to the statutory reserve was deleted, based on the recommendation of the Board of Directors. The Company's General Assembly, in its meeting held on 21 Dhu al-Hijjah 1445 H (corresponding to 27 June 2024), agreed to transfer the balance of the statutory reserve amounting to SR 2,648,971 thousand as in the consolidated financial statements for the year ended 31 December 2023 to the retained earnings balance.

Etiihad Etisalat Company (A Saudi Joint Stock Company)
Notes to the consolidated financial statements (continued)
For the year ended 31 December 2024
(All amounts in Saudi Riyals thousands unless otherwise stated)

20 OTHER RESERVES

	Foreign currency translation reserve	Hedging reserve	Fair value reserve	Total
As at 1 January 2024	(18,319)	44,680	(50)	26,311
Exchange differences on translation of foreign operations	(1,585)	-	-	(1,585)
Cash flow hedges - change in fair value	-	(2,159)	-	(2,159)
Cash flow hedges - reclassified to profit or loss	-	(42,472)	-	(42,472)
Equity investments	-	-	(2,764)	(2,764)
As at 31 December 2024	(19,904)	49	(2,814)	(22,669)
As at 1 January 2023	(17,931)	105,314	2,692	90,075
Exchange differences on translation of foreign operations	(388)	-	-	(388)
Cash flow hedges - change in fair value	-	47,590	-	47,590
Cash flow hedges - reclassified to profit or loss	-	(108,224)	-	(108,224)
Equity investments	-	-	(2,742)	(2,742)
As at 31 December 2023	(18,319)	44,680	(50)	26,311

Etihad Etisalat Company (A Saudi Joint Stock Company)

Notes to the consolidated financial statements (continued)

For the year ended 31 December 2024

(All amounts in Saudi Riyals thousands unless otherwise stated)

21 BORROWINGS

A list of the borrowings acquired by the Company are as follows:

Lender	Borrowings nature	Borrowings Purpose	Date	Currency	Principal amount	Utilized amount	Profit rate	Period	Other information	31 December 2024 (million Saudi Riyals)		31 December 2023 (million Saudi Riyals)	
										Current	Non-Current	Current	Non-Current
Syndicated Financing - Local Banks	Long-term refinancing facility agreement Sharia' compliant	Syndicated Murabaha Facility for general corporate purpose	Q4, 2019	Saudi Riyals	7,619 million Saudi Riyals	7,619 million Saudi Riyals	SIBOR plus profit margin	7 years	Repayment period of 7 years with Semi-annual repayments	-	-	1,133	4,555
Export Credit Agency of Finland (Finnvera)	Long-term financing agreement Sharia' compliant	Acquiring network equipment	Q3, 2013, Q1, 2014 & Q4, 2018	US Dollars	USD 720 million (Saudi Riyals 2,700 million)	USD 720 million (Saudi Riyals 2,700 million)	Fixed rate per annum	10 years	Utilization period of 15 years, repayment period of 8.5 years with Semi-annual repayments	50	100	164	150
Export Credit Agency of Sweden (EKN)	Long-term financing agreement Sharia' compliant	Acquiring network equipment	Q3, 2013, Q1, 2014 & Q4, 2018	US Dollars	USD 652 million (Saudi Riyals 2,444 million)	USD 629 million (Saudi Riyals 2,358 million)	Fixed rate per annum	10 years	Utilization period of 15 years, repayment period of 8.5 years with Semi-annual repayments	84	125	125	209
Export Development of Canada (EDC)	Long-term financing agreement Sharia' compliant	Acquiring telecommunication devices and equipment	Q2, 2014	US Dollars	USD 122 million (Saudi Riyals 458 million)	USD 101 million (Saudi Riyals 377 million)	Fixed rate per annum	10.5 years	Utilization period of 2 years, repayment period of 8.5 years with Semi-annual repayments	-	-	41	-
Alinma Bank	Long-term financing agreement Sharia' compliant	Finance capital expenditure including capital expenditure	Q4, 2019	Saudi Riyals	3,000 million Saudi Riyals	2,450 million Saudi Riyals	SIBOR plus profit margin	10 years	Payable over a period of 10 years with Semi-annual repayments and with 3 years grace period	182	2,054	148	1,786
SNB	Long-term financing agreement Sharia' compliant	Syndicated Murabaha Facility for general corporate purpose	Q1, 2024	Saudi Riyals	3,685 million Saudi Riyals	3,685 million Saudi Riyals	SIBOR plus profit margin	7 years	Repayment period of 7 years with Semi-annual repayments	144	3,446	-	-
	Total									460	5,725	1,611	6,700

21 BORROWINGS (CONTINUED)

Maturity profile of borrowings:

	31 December 2024	31 December 2023
Less than one year	459,588	1,610,848
Between one to five years	4,430,410	6,489,803
Over five years	1,294,712	209,790

On 17 January 2024, the Company signed a Murabaha financing agreement with Saudi National Bank in the amount of SR 4.8 billion and a financing period of 7 years, with better terms and competitive interest rates for the purpose of financing working capital, in addition to an additional medium-term Murabaha financing for partial refinancing of the Company's existing financing. This agreement is in line with the Company's long-term financial objectives and its capital restructuring strategy.

The Company used the amount of SR 3,685 million, amount of drawdown during the first quarter of 2024, from the financing agreement to partially refinance the syndicated loan amounting to SR 5,333 million.

The agreement does not include any mortgages or financial guarantees.

During the first quarter of 2024, the Company drawdown amounting to SR 450 million from the existing available credit limit with Alinma bank according to the credit facility agreement dated Q4,2019 to finance capital expenditure.

22 LEASE LIABILITIES

Following is the movement in lease liabilities:

	31 December 2024	31 December 2023
As at 1 January	3,223,782	3,221,034
Additions during year	615,508	577,693
Payments during the year	(687,879)	(718,042)
Termination/Adjustment	(13,358)	15,015
Finance costs	136,802	128,082
Net book value as at 31 December	3,274,855	3,223,782
Current	1,213,068	1,178,918
Non-current	2,061,787	2,044,864
	3,274,855	3,223,782

23 PROVISION FOR EMPLOYEES' END OF SERVICE BENEFITS

The Group has a post-employment defined benefit plan. The benefits are required by Saudi Labor and Workman Law. The benefit is based on employees' final salaries and allowances and their cumulative years of service, as stated in the laws of Saudi Arabia.

Net expense recognized in consolidated statement of profit or loss is as follows:

	31 December 2024	31 December 2023
Service cost	51,416	52,195
Interest cost	25,297	22,220
	76,713	74,415

23 PROVISION FOR EMPLOYEES' END OF SERVICE BENEFITS (CONTINUED)

Movement of provision for employees' end of service benefits recognized in the consolidated statement of financial position is as follows:

	31 December 2024	31 December 2023
Balance at the beginning of the year	554,393	501,802
Charge recognized in consolidated statement of profit or loss	76,713	74,415
(Gains) / Losses recognized in the consolidated statement of comprehensive income	(4,517)	18,641
Amounts paid and adjustment	(25,093)	(40,465)
Balance at the end of the year	601,496	554,393

Significant assumptions (weighted average) used in determining the provision for employees' end of service benefits are as follows:

	31 December 2024	31 December 2023
Discount rate	5.41%	4.68%
Salary increase rate	3.12%	3.96%
Mortality Rate	0%	0%
Withdrawal rate	12.72%	13.30%

Reasonably possible change to one of the relevant actuarial assumptions holding other assumptions constant would have affected the provision for employees' end of service benefits by the following amounts:

Sensitivity Level	31 December 2024		31 December 2023	
	Increase of 1%	Decrease of 1%	Increase of 1%	Decrease of 1%
Discount rate	(50,523)	58,135	(55,285)	64,583
Future salary increase rate	61,743	(54,640)	67,846	(58,901)

The sensitivity analysis above may not be representative of an actual change in provision for employees' end of service benefits as it is unlikely that changes in assumptions would occur in isolation of one another.

The following table shows the maturity profile of the Group's undiscounted defined benefit obligations as at 31 December:

	31 December 2024	31 December 2023
One year or less	42,882	32,826
Above one year but less than five years	114,606	84,021
Above five years	856,247	830,205
	1,013,735	947,052

At 31 December 2024, the weighted-average duration of the defined benefit plan was 9.07 years (2023: 10.84 years).

24 PROVISION FOR DECOMMISSIONING

	31 December 2024	31 December 2023
Balance at the beginning of the year	206,269	190,543
Additions during the year	6,175	6,822
Unwind of discount effect	10,752	10,435
Utilization during the year	(14,734)	(1,531)
Balance at the end of the year	208,462	206,269

Etiad Etisalat Company (A Saudi Joint Stock Company)
Notes to the consolidated financial statements (continued)
For the year ended 31 December 2024
(All amounts in Saudi Riyals thousands unless otherwise stated)

25 FINANCIAL AND OTHER LIABILITIES

25.1 Financial liabilities

	31 December 2024	31 December 2023
Frequency spectrum licenses	135,676	166,443
E- Wallet obligations*	251,236	186,768
Others	15,210	13,955
	402,122	367,166
Current	266,446	200,723
Non-current	135,676	166,443
	402,122	367,166

*This represents balance in the books of Etiad Fintech Company related to customers deposits and liabilities to service providers.

25.2 Other liabilities

	31 December 2024	31 December 2023
Government grants*	190,587	64,680
Others	59,295	2,254
	249,882	66,934
Current	76,026	21,485
Non-current	173,856	45,449
	249,882	66,934

*The Group benefited from certain grants by Communications, Space & Technology Commission and Ministry of Communications and Information Technology. These grants were conditional on implementation of network services in the mandatory service locations. They were initially recognized as deferred government grants income and are being amortized over the useful life of the underlying network assets.

26 ACCOUNTS PAYABLE

	31 December 2024	31 December 2023
Trade accounts payable	1,589,226	1,553,731
Capital expenditure payable	2,014,312	1,861,562
	3,603,538	3,415,293

27 ACCRUED EXPENSES

	31 December 2024	31 December 2023
Accrued telecommunication expenses	1,284,973	1,211,028
Accrued services and maintenance expenses	698,091	555,798
Accrued selling and marketing expenses	433,213	370,991
Rental accruals	217,960	172,159
Employee accruals	155,444	247,400
Utility accruals	59,464	53,358
Accrued interest payable	49,341	82,973
Others	383,390	384,311
	3,281,876	3,078,018

28 PROVISIONS

The Group, in its ordinary course of business establishes legal, regulatory and other provisions considering legal assessment of each individual case as much as possible. The movement of these provisions is as follows:

	31 December 2024	31 December 2023
Balance at the beginning of the year	615,355	827,067
Reversal during the year, net	(221,414)	(174,947)
Payment and settlements during the year	(24,450)	(36,765)
Balance at the end of the year	369,491	615,355

29 ZAKAT AND INCOME TAX

	31 December 2024	31 December 2023
Zakat	114,005	185,459
Income tax	3,000	1,550
	117,005	187,009

29.1 Zakat

The Group calculates and records the zakat due according to the zakat base and in accordance with the zakat rules and principles in the Kingdom of Saudi Arabia.

29.1.1 Zakat base calculation

	31 December 2024	31 December 2023
Adjusted net profit for the year	3,189,283	2,653,138
Shareholder's equity	15,784,194	15,382,959
Borrowings	5,725,122	8,310,441
Other additions /adjustments	4,315,292	8,834,015
Deductible assets	(28,949,069)	(29,125,341)
Total	64,822	6,055,212
Minimum zakat base (adjusted net profit for the year)	3,189,283	2,653,138
Zakat base	3,189,283	6,055,212

* Current year balances are presented to conform with the requirements of the executive regulations for Zakat Collection issued by Minister of Finance Resolution No. (1007).

29.1.2 Provision for zakat

	31 December 2024	31 December 2023
Balance at the beginning of the year	185,459	150,443
Charge during the year	82,435	154,023
Prior year settlements	773	61,495
Total charge during the year	83,208	215,518
Payments and settlements during the year	(154,662)	(180,502)
Balance at the end of the year	114,005	185,459

The Group is subject to zakat according to the regulations of the Zakat, Tax and Customs Authority (ZATCA) in the Kingdom of Saudi Arabia. The Group files its zakat returns on a consolidated basis, starting from the financial year ended 31 December 2009 and thereafter, where it includes the Company and its subsidiaries due to the fact that the Group is one economic entity wholly owned and managed by the Company. The Group has filed its zakat returns with ZATCA for the years up to 2023 and settled its zakat thereon.

29 ZAKAT AND INCOME TAX (CONTINUED)

29.1 Zakat (continued)

29.1.2 Provision for zakat (continued)

During the year 2024, Minister of Finance Resolution No. (1007) was issued, dated 19/8/1445H, approving the executive regulations for collecting zakat in accordance with the formula attached to the decision, which replaces the executive regulations for collecting zakat issued by Ministerial Resolution No. (2216), dated 07/07/1440H, and it is effective to the fiscal years beginning on 01/01/2024 and thereafter. Accordingly, the group calculated Zakat for the year 2024 in accordance with these regulations.

The Group has finalized its zakat status for the years up to 2022. There are no assessments received from ZATCA related to the year 2023.

The Group has received zakat assessments that showed additional zakat liabilities for the years 2010, 2011 and 2014 to 2018 of SR 157 million, which have been appealed against by the Group at the Preliminary and Higher Appeal Committees. During the fourth quarter of 2022, the Group received preliminary favorable ruling regarding zakat assessments for the years 2010 and 2011 where (ZATCA) appealed against it. During the month of January 2024, the committee upheld the ruling issued in favor of the Group regarding these years, and accordingly, all lawsuits related were settled.

During the third quarter of 2023, an agreement was reached with the Zakat, Tax and Customs Authority (ZATCA) regarding the settlement of disputes regarding additional zakat assessments related to the years from 2014 until 2018, amounting to SR 50.5 million. accordingly, all lawsuits related to these years were settled and ended.

During the third quarter of 2023, the group received the zakat assessments for the years 2019 and 2020, which showed additional zakat dues worth SR 11 million. After studying the items included in these assessments, the Group accepted these assessments and the zakat status for these years was settled.

During the fourth quarter of 2024, the group received the zakat assessments for the years 2021 and 2022, which showed additional zakat dues worth SR 18 million. After studying the items included in these assessments, the Group accepted these assessments and the zakat status for these years was finalized.

29.2 Income tax

Income tax expense payable by subsidiaries, in accordance with the prevailing tax regulations in their countries, for the year ended 31 December 2024 amounted to SR 3 million (2023: SR 1.7 million). Income tax paid during the year ended 31 December 2024 amounted to SR 2 million (2023: SR 2.1 million).

Etiihad Etisalat Company (A Saudi Joint Stock Company)
Notes to the consolidated financial statements (continued)
For the year ended 31 December 2024
(All amounts in Saudi Riyals thousands unless otherwise stated)

30 FINANCIAL ASSETS AND LIABILITIES

30.1 Financial assets

	31 December 2024	31 December 2023
Financial assets at fair value:		
Financial assets - fair value through other comprehensive income *	4,062	6,839
Derivatives financial instruments**	12,576	76,021
Total financial assets at fair value	16,638	82,860
Financial assets at amortized cost:		
Accounts receivable	3,929,559	3,390,534
Due from related parties	107,332	161,912
Short term Murabaha	1,786,374	2,127,814
Cash and cash equivalents	1,399,542	1,641,306
Restricted cash	250,071	119,075
Accrued income	26,366	56,889
Other financial assets	119,670	166,712
Total financial assets at amortized cost	7,618,914	7,664,242
Total financial assets	7,635,552	7,747,102
Current	7,631,490	7,698,510
Non-current	4,062	48,592
Total financial assets	7,635,552	7,747,102

30.2 Financial liabilities

	31 December 2024	31 December 2023
Financial liabilities at amortized cost:		
Borrowings	6,184,710	8,310,441
Lease liabilities	3,274,855	3,223,782
Accounts payable	3,603,538	3,415,293
Due to related parties	193,439	177,249
E- Wallet obligations	251,236	186,768
Frequency spectrum licenses	135,676	166,443
Other financial liabilities	15,210	13,955
Total financial liabilities at amortized cost	13,658,664	15,493,931
Total financial liabilities	13,658,664	15,493,931
Current	5,545,659	6,583,031
Non-current	8,113,005	8,910,900
Total financial liabilities	13,658,664	15,493,931

* The fair value of these unquoted equity shares was categorized as level 3.

** The fair value of these derivatives financial instruments was categorized as level 2.

Fair value of financial assets and financial liabilities measured at amortized cost are not significantly different from their carrying amounts.

30 FINANCIAL ASSETS AND LIABILITIES (CONTINUED)

30.2 Financial liabilities (continued)

At 31 December 2024, the Group had financial derivatives agreements in place with a total notional amount of SR 1,328 million (31 December 2023: SR 2,588 million), designated as cash flow hedge instruments to cover cash flow fluctuations arising from profit rates that are subject to prevailing market price fluctuations and categorized as level 2.

These derivatives are valued using widely recognized valuation models. The Group relies on the counterparty for the valuation of these derivatives. The valuation techniques applied by the counterparties include the use of forward pricing standard models using present value calculations and mid-market valuations. Where applicable, these models project future cash flows and discount the future amounts to a present value using market-based observable inputs including interest rate curves, credit spreads, foreign exchange rates and forward and spot prices.

30.3 Risk management

The Group has exposure to the following risks from its use of financial instruments:

- Credit risk
- Liquidity risk
- Market risk

Risk management is carried out by the senior management under policies approved by the Board of Directors. Senior management identifies, evaluates and hedges, when appropriate, financial risks in close co-operation with the Group's operating units.

30.3.1 Credit risk

Credit risk is the risk of financial loss to the Group if a customer or counterparty fails to meet its contractual obligations. The Group is exposed to credit risk principally from Cash and cash equivalents, accounts receivable, due from related parties, Short term Murabaha and derivative financial instruments.

The carrying amount of financial assets represents the maximum credit exposure.

Cash and cash equivalents and Short term Murabahas

Cash and cash equivalents and Short term Murabaha are held with counterparties with sound credit ratings. The Group regularly updates its cash flow and, where appropriate, places any excess cash on short-term investments with reputable financial institutions.

Accounts receivable

The Group has established a credit policy under which credit assessment is being made to check the credit worthiness of major customers prior to signing the contracts/ accepting their purchase orders.

The receivables are shown net of allowance for impairment loss on accounts receivable. The Group applies the simplified approach to calculate impairment loss on accounts receivable and this always recognizes lifetime ECL on such exposures. ECL on these financial assets are estimated using a flow rate based on the Group's historical credit loss experience, adjusted for factors that are specific to the debtors, general economic conditions and an assessment of both the current as well as the forecast direction of conditions at the reporting date, including time value of money where appropriate. Credit and Collection Operations provide inputs on the aging of financial assets on a periodic basis.

Offsetting of financial assets and financial liabilities

The Company has various netting agreements in place with counterparties. These netting agreements generally enable the counterparties to set-off liabilities against available assets received in the ordinary course of business and/or in the event of the counterparty's default. The offsetting right is a legal right to settle, or otherwise eliminate, all or a portion of an amount due by applying an amount receivable from the same counterparty against it. However, the offsetting criteria under IAS 32 are not met in all cases.

30 FINANCIAL ASSETS AND LIABILITIES (CONTINUED)

30.3 Risk management (continued)

30.3.1 Credit risk (continued)

Offsetting of financial assets and financial liabilities (continued)

The following table summarize the financial assets and liabilities subject to offsetting according to enforceable offsetting master and similar agreements:

<u>31 December 2024</u>	Gross amounts	Amounts set off	Net amounts
Accounts receivable	6,587,397	(2,657,838)	3,929,559
Accounts payable	6,261,376	(2,657,838)	3,603,538

31 December 2023

Accounts receivable	5,369,933	(1,979,399)	3,390,534
Accounts payable	5,394,692	(1,979,399)	3,415,293

30.3.2 Liquidity risk

Liquidity risk is the risk that the Group will encounter difficulty in meeting obligations associated with financial liabilities that are settled by delivering cash or another financial asset. The Group's approach in managing liquidity is to ensure, as far as possible, that it will always have sufficient liquidity to meet its liabilities when due without incurring unacceptable losses or risking damage to the Group's reputation.

The management closely and continuously monitors the liquidity risk by performing regular review of available funds, present and future commitments, operating and capital expenditure. Moreover, the Group monitors the actual cash flows and seeks to match the maturity dates of its financial assets and its financial liabilities, the positive cash flow from operation indicated that the Group able to meet the short-term debts.

The Group seeks continuously to comply with its legal obligations, including any, relating to its borrowing's agreements.

The following represents the maturities of financial liabilities at the reporting date based on undiscounted contractual cash flows:

	Less than one year	1 to 5 years	More than 5 years	Total contractual cash flows	Carrying amount
<u>At 31 December 2024</u>					
Borrowings	832,754	5,586,587	1,344,511	7,763,852	6,184,710
Lease liabilities	1,390,801	1,173,785	1,588,948	4,153,534	3,274,855
Accounts payable	3,603,538	-	-	3,603,538	3,603,538
Due to related parties	193,439	-	-	193,439	193,439
Other Financial liabilities	252,723	125,802	27,858	406,383	402,122
	6,273,255	6,886,174	2,961,317	16,120,746	13,658,664
<u>At 31 December 2023</u>					
Borrowings	2,079,945	7,217,314	212,801	9,510,060	8,310,441
Lease liabilities	1,302,363	1,851,852	468,942	3,623,157	3,223,782
Accounts payable	3,415,293	-	-	3,415,293	3,415,293
Due to related parties	177,249	-	-	177,249	177,249
Other Financial liabilities	189,482	155,354	37,145	381,981	367,166
	7,164,332	9,224,520	718,888	17,107,740	15,493,931

30 FINANCIAL ASSETS AND LIABILITIES (CONTINUED)

30.3 Risk management (continued)

30.3.3 Market risk

Market risk is the risk that changes in market prices such as foreign exchange rates, profit rates and equity prices will affect the Group's income or the value of its holdings of financial instruments. The objective of market risk management is to manage and control market risk exposures within acceptable parameters, while optimizing the return.

30.3.3.1 Currency risk

Currency risk is the risk that the value of a financial instrument will fluctuate due to changes in foreign exchange rates. The Group's transactions are principally in Saudi Riyals and US Dollars. The Saudi Riyal is pegged to the US Dollar.

The management closely and continuously monitors the exchange rate fluctuations. Based on its experience and market feedback, the management does not believe it is necessary to hedge the effect of foreign exchange risks as most of the transactions of foreign currency risk is relatively limited in the medium term.

30.3.3.2 Profit rates risk

Profit rate risk is the risk that the fair value of future cash flows of a financial instrument will fluctuate because of changes in market profit rates. The Group's exposure to market risk for changes in profit rates relates primarily to the Group's borrowings which were acquired to finance working capital requirements and capital expenditure. These borrowings are re-priced on a periodic basis and expose the Group to profit rate risk. The Group's practice is to manage its financing cost through optimizing available cash and minimizing borrowings.

The Group seeks to ensure that on the medium term a significant portion of its borrowings is at a fixed rate. This is achieved partly by entering into fixed rate instruments and partly by borrowing at a floating rate and using profit rate swaps as hedges of the variability in cash flows attributable to movements in profit rates.

The Group determines the existence of an economic relationship between the hedging instrument and hedged item based on the reference profit rates, tenors, re-pricing dates, maturities and the notional amounts.

30.3.4 Changes in liabilities arising from financing activities

- Following is the reconciliation of movement of liabilities to cash flows arising from financing activities;

	31 December 2024		
	Borrowings	Lease liabilities	Total
<u>As at 1 January 2024</u>	8,310,441	3,223,782	11,534,223
<u>Changes from financing activities</u>			
Payment of borrowings	(6,306,229)	-	(6,306,229)
Borrowings received	4,135,000	-	4,135,000
Payment of lease liabilities	-	(687,879)	(687,879)
Total changes from financing activities	(2,171,229)	(687,879)	(2,859,108)
<u>Other changes</u>			
Finance costs	459,715	136,802	596,517
Finance costs paid	(447,848)	-	(447,848)
Accrued interest payable movement	33,631	-	33,631
Lease additions, net	-	602,150	602,150
Total liability related to other changes	45,498	738,952	784,450
Balance as 31 December 2024	6,184,710	3,274,855	9,459,565

30 FINANCIAL ASSETS AND LIABILITIES (CONTINUED)

30.3 Risk management (continued)

30.3.4 Changes in liabilities arising from financing activities (continued)

	31 December 2023		
	Borrowings	Lease liabilities	Total
<u>As at 1 January 2023</u>	9,623,840	3,221,034	12,844,874
<u>Changes from financing activities</u>			
Payment of Borrowings	(1,351,612)	-	(1,351,612)
Payment of lease liabilities	-	(718,042)	(718,042)
Total changes from financing activities	(1,351,612)	(718,042)	(2,069,654)
<u>Other changes</u>			
Finance costs	536,172	128,082	664,254
Finance costs paid	(507,598)	-	(507,598)
Accrued interest payable movement	9,639	-	9,639
Lease additions, net	-	592,708	592,708
Total liability related to other changes	38,213	720,790	759,003
Balance as 31 December 2023	8,310,441	3,223,782	11,534,223

31 CAPITAL MANAGEMENT

The Group's policy is to maintain a strong capital base so as to maintain investor, creditor and market confidence and to sustain future development of the business.

The Group monitors its capital base using a ratio of Net debt to shareholders' equity. Net debt is calculated as borrowings and other financial liabilities less cash and cash equivalents and short term Murabaha.

The Group's Net debt to shareholders' equity ratio at the end of the year is as follows:

	31 December 2024	31 December 2023
Borrowings and other financial liabilities	9,595,242	11,700,666
Less: Cash and cash equivalents and short term Murabaha	(3,185,916)	(3,769,120)
Net debt	6,409,326	7,931,546
Total shareholders' equity	18,875,492	17,622,607
Net debt to shareholders' equity	34%	45%

32 REVENUE

1) Disaggregation of the Group's revenue:

	31 December 2024	31 December 2023
Rendering of services	17,033,648	16,759,636
Sale of devices	1,172,799	1,003,045
Total revenue	18,206,447	16,762,681
<u>Timing of revenue recognition:</u>		
Recognized over time	16,889,641	15,676,086
At a point in time	1,316,806	1,086,595
	18,206,447	16,762,681

- All of the Group's revenues, after eliminating related parties' revenues, are within the Kingdom of Saudi Arabia, and no individual customer contributed 10% or more to the Group's revenues.

Etihad Etisalat Company (A Saudi Joint Stock Company)
Notes to the consolidated financial statements (continued)
For the year ended 31 December 2024
(All amounts in Saudi Riyals thousands unless otherwise stated)

32 REVENUE (CONTINUED)

2) Revenue expected to be recognized in the future related to performance obligations that are unsatisfied or partially unsatisfied:

	Within one year	More than one year	Total
<u>31 December 2024</u>			
Expected revenue for remaining performance obligations that will be satisfied in subsequent periods	1,409,295	502,765	1,912,060
<u>31 December 2023</u>			
Expected revenue for remaining performance obligations that will be satisfied in subsequent periods	1,465,207	489,817	1,955,024

33 COST OF REVENUE

	31 December 2024	31 December 2023
Network access charges	2,147,591	2,117,409
Cost of inventories	1,490,885	1,270,713
Government charges*	1,838,048	1,719,718
Cost of services and projects	1,101,443	809,585
Rental and maintenance of network equipment expenses	864,637	802,583
Outsourcing services	258,939	270,407
Salaries, wages and employees' benefits	162,586	195,985
National transmission and interconnection costs	127,925	107,484
Others	320,367	215,309
	8,312,421	7,509,193

* Government charges include commercial service provisioning, license and frequency spectrum fees.

34 SELLING AND MARKETING EXPENSES

	31 December 2024	31 December 2023
Advertisement, promotion and sales commissions	741,896	665,314
Salaries, wages and employees' benefits	547,420	530,031
Others	55,096	54,255
	1,344,412	1,249,600

35 GENERAL AND ADMINISTRATIVE EXPENSES

	31 December 2024	31 December 2023
Salaries, wages and employees' benefits	770,403	728,288
Repair and Maintenance	249,852	236,729
Consulting and professional services	73,873	102,110
Others	114,529	126,612
	1,208,657	1,193,739

36 FINANCE INCOME

	31 December 2024	31 December 2023
Murabaha income	151,890	158,174
Other	22,849	5,567
	174,739	163,741

Etiihad Etisalat Company (A Saudi Joint Stock Company)
Notes to the consolidated financial statements (continued)
For the year ended 31 December 2024
(All amounts in Saudi Riyals thousands unless otherwise stated)

37 FINANCE COSTS

	31 December 2024	31 December 2023
Finance costs related to borrowings	459,715	536,171
Finance costs related to lease liability	136,802	128,082
Other finance costs	18,823	25,796
	615,340	690,049

38 OTHER INCOME / EXPENSES, NET

	31 December 2024	31 December 2023
Loss on disposal of property and equipment	(5,338)	(8,832)
Other income / (loss) *	64,784	(23,001)
	59,446	(31,833)

*Mainly include government grant income and impact of settlement for certain liabilities.

39 BASIC AND DILUTED EARNINGS PER SHARE

Basic earnings per share is calculated by dividing net profit by the weighted average number of common shares outstanding during the year. The diluted earnings per share is same as the basic earnings per share as the Group does not have any dilutive instruments.

	31 December 2024	31 December 2023
Profit for the year	3,106,848	2,231,977
Weighted average number of shares	770,000	770,000
Basic and diluted earnings per share (in SR)	4.03	2.90

40 COMMITMENTS AND CONTINGENCIES

40.1 Capital commitments

The Group has capital commitments resulting from contracts for supply of property and equipment with an amount of SR 1,472 million as at 31 December 2024 (31 December 2023: SR 1,065 million).

40.2 Contingent liabilities

- The Group had contingent liabilities in the form of letters of guarantee and letters of credit amounting to SR 593 million as at 31 December 2024 (31 December 2023: SR 787 million).
- The CST violation committee has issued several penalty resolutions against the Group amounting to SR 27 million as of 31 December 2024 (31 December 2023: SR 21 million). The Group filed multiple lawsuits against CST at the Board of Grievances in order to oppose such resolutions of the CST violation committee which remains outstanding and based on the status of these lawsuits as of 31 December 2024, the Group's management believes that sufficient provisions have been recorded.
- The Group received withholding tax assessments for the years 2010 and 2011, the principal of tax according to these assessments amounted to SR 142 million which have been objected to by the Group at the Preliminary and Appeal Committees. During April 2021, the Group received an unfavorable ruling from General Secretariat of Zakat, Tax and Customs Committees (GSTC) with respect to such assessments which is not consistent with the previous favorable ruling for the years 2008 and 2009. Based on that, the Group has submitted a reconsideration request to GSTC. On 23 January 2022 GSTC upheld the ruling against the Group with respect to withholding tax for the years 2010 and 2011. Based on the updates regarding the withholding tax on the interconnection service.

40 COMMITMENTS AND CONTINGENCIES (CONTINUED)

40.2 Contingent liabilities (continued)

- During the third quarter of 2023, the Group filed a petition request to reconsider the decision of the Appeals Committee regarding the additional withholding tax for the years 2010 and 2011, and during the month of January 2024, the Group received a decision issued by the Appeals Committee for Violations and Disputes. By rejecting this petition, the Group's management believes that this will not result in any additional provisions.
- On 19 February 2022, the Group received notification from GSTC that ZATCA has filed appeals with the Higher Appeal Committee (HAC) against the withholding tax rulings issued for the years 2008 and 2009 in favor of the Group amounting to SR 72 million, based on that, the Group has responded to GSTC. On 16 July 2024, the Group received a decision issued by the Appeals Committee for Violations and Disputes rejecting ZATCA appeal.
- On 22 October 2024, the Group received a letter from the Zakat, Tax and Customs Authority ("the Authority") stating that the government bears the withholding tax on the international interconnection service and also indicating the completion of the processing of the withholding tax amounts for the years 2010 to 2022 amounting to SR 563 million. Accordingly, the Group re-assessed the existing obligations related to the withholding tax on the international interconnection service, which resulted in a net reversal of SR 140 million against the obligations that were settled with the Authority.
- During the fourth quarter of 2024, the group has completed all the remaining settlements with the Authority related to withholding tax on international interconnection service, which resulted in a reversal of SR 386 million.
- The Group, in its ordinary course of business, is subject to proceedings, lawsuits and other claims. However, based on the status of these lawsuits as of 31 December 2024, the Group's management believes that sufficient provisions have been recorded.

41 SEGMENT INFORMATION

Information regarding the Group's operating segments is set out below in accordance with IFRS 8 "Operating Segments" which requires the identification of operating segments based on internal reports that are regularly reviewed by the Group's chief operating decision maker ("CODM") and used to allocate resources to the segments and to evaluate their performance.

The Group is primarily engaged in providing of telecommunications services and related products. The majority of the Group's revenues, profits and assets relate to its operations in the Kingdom of Saudi Arabia. The operating segments that are regularly reported to the CODM are Consumer, Business, Wholesale and Outsourcing.

Below are examples of revenues included in each sector:

Consumer Revenue: The Consumer Revenue segment includes products and services such as voice calls, mobile Internet, and fixed Internet.

Others revenue: includes revenues from outsourcing services (human resources) and digital financial wallet services

Business Revenue: The Business Revenue segment includes products and services such as fixed connectivity and customized solutions including cloud and data center services.

Wholesale revenue: The Wholesale segment includes products and services such as interconnection, transition and roaming services.

Others revenue: includes revenues from outsourcing services (human resources) and digital financial wallet services.

41 SEGMENT INFORMATION (CONTINUED)

	31 December 2024	31 December 2023
Consumer revenue	11,590,528	11,080,642
Business revenue	4,327,613	3,612,627
Wholesale revenue	1,874,737	1,659,927
Others revenue	413,569	409,485
Total revenue	<u>18,206,447</u>	<u>16,762,681</u>
Total cost of revenue	(8,312,421)	(7,509,193)
Depreciation and amortization	(3,664,224)	(3,647,264)
Total other operating expense	(2,699,385)	(2,628,968)
Total non-operating expense	(337,364)	(528,088)
Zakat and income tax	(86,205)	(217,191)
Net profit	<u>3,106,848</u>	<u>2,231,977</u>
Capital expenditures	<u>2,578,412</u>	2,318,362

42 SUBSEQUENT EVENTS

No material events occurred subsequent to the reporting date, which could materially affect the consolidated financial statements, and the related disclosures for the year ended 31 December 2024.

43 DIVIDENDS

- On 27 June 2024, the Annual General Assembly approved board recommendation of cash dividends for the year ended 31 December 2023 amount SR 1,116.5 million (SR 1.45 per share on 770 million shares) accordingly, the Company paid these dividends on 15 July 2024.
- On 13 September 2024, the Board of Directors of the Company decided of interim cash dividends for the first half for the year 2024 amounting to SR 693 million (SR 0.90 per share on 770 million shares) accordingly, the Company paid these dividends on 6 October 2024.
- On 18 February 2025, the Board of Directors of the Company decided of interim cash dividends for the second half for the year 2024 amounting to SR 1,001 million (SR 1.30 per share on 770 million shares), the Company will distribute these dividends on 9 April 2025. There is no liability recognized in these consolidated financial statements in respect of these dividends.

44 RECLASSIFICATIONS

Certain figures have been reclassified as listed below to conform with the classification used for the year ended 31 December 2024. Those reclassifications included below have no impact on previously reported net income, retained earnings and no material impact on cash positions, the reclassifications in the consolidated statement of profit or loss are mainly related to re allocation of certain expenses.

	As previously presented	Reclassifications	Reclassified amounts
<u>Consolidated statement of financial position as at 31 December 2023</u>			
Financial and other assets	590,089	86,930	677,019
Cash and cash equivalents	1,654,378	(13,072)	1,641,306
Accounts payable	3,341,435	73,858	3,415,293
<u>Consolidated statement of profit or loss for the year ended 31 December 2023</u>			
Cost of revenue	(7,310,788)	(198,405)	(7,509,193)
Selling and marketing expenses	(1,467,081)	217,481	(1,249,600)
General and administrative expenses	(1,174,663)	(19,076)	(1,193,739)

45 APPROVAL OF THE CONSOLIDATED FINANCIAL STATEMENTS

The Company's Board of Directors approved the consolidated financial statements for the year ended 31 December 2024 on 18 February 2025 (corresponding to 19 Sha'aban 1446H).